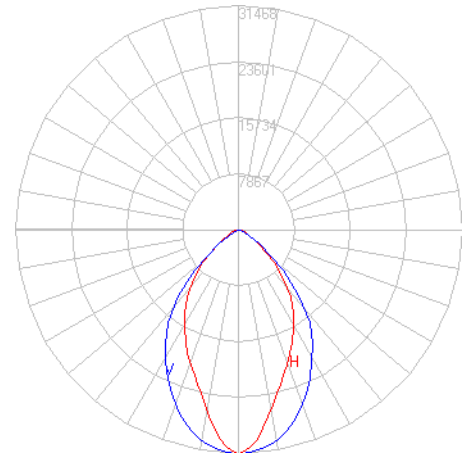


# BEGA

Photometric Filename: 84501.IES

TEST: BE\_84501  
 TEST LAB: BEGA  
 DATE: 6/29/2016  
 LUMINAIRE: 84 501  
 LAMP: 346.8W LED

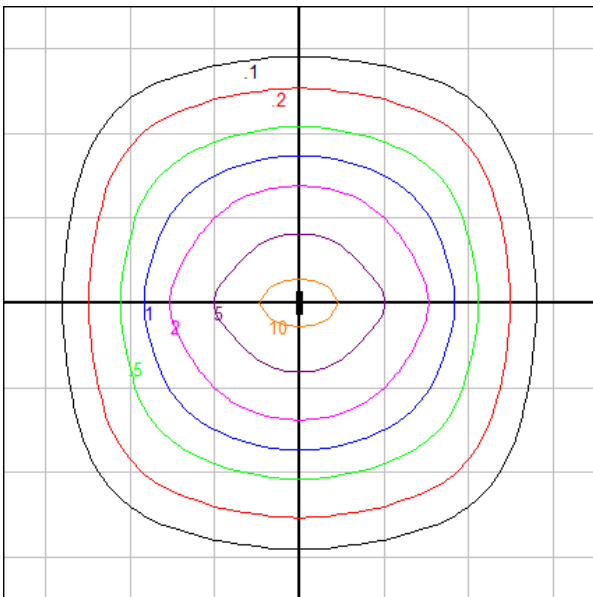


## Characteristics

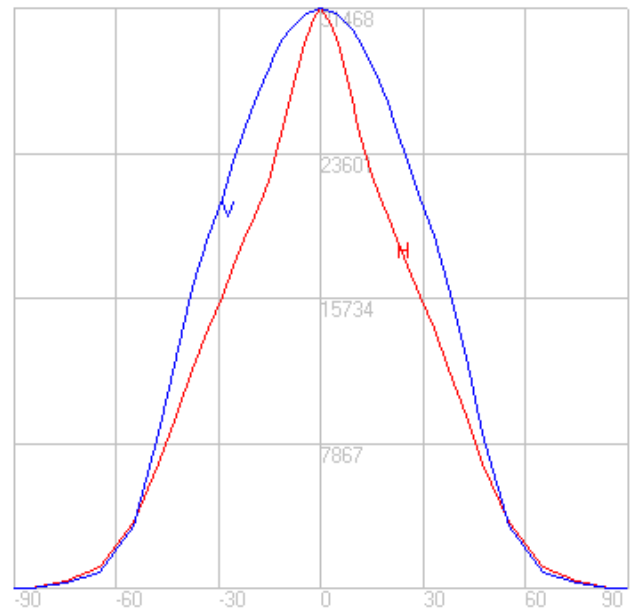
|                              |                 |
|------------------------------|-----------------|
| NEMA Type                    | 6 H x 6 V       |
| Maximum Candela              | 31467.8         |
| Maximum Candela Angle        | 0 H 0 V         |
| Horizontal Beam Angle (50%)  | 58.5            |
| Vertical Beam Angle (50%)    | 76.7            |
| Horizontal Field Angle (10%) | 113.5           |
| Vertical Field Angle (10%)   | 112.2           |
| Lumens Per Lamp              | N.A. (absolute) |
| Total Lamp Lumens            | N.A. (absolute) |
| Beam Lumens                  | 20845           |
| Beam Efficiency              | N.A.            |
| Field Lumens                 | 38008           |
| Field Efficiency             | N.A.            |
| Spill Lumens                 | 2563            |
| Luminaire Lumens             | 40571           |
| Total Efficiency             | N.A.            |
| Total Luminaire Watts        | 390             |
| Ballast Factor               | 1.00            |

## Zonal Lumen Summary

| Zone    | Lumens  |
|---------|---------|
| 0-10    | 2812.43 |
| 10-20   | 6969.74 |
| 20-30   | 8948.16 |
| 30-40   | 9015.41 |
| 40-50   | 7068.83 |
| 50-60   | 3768.05 |
| 60-70   | 1345.66 |
| 70-80   | 409.57  |
| 80-90   | 62.35   |
| 90-100  | 0.00    |
| 100-110 | 0.00    |
| 110-120 | 0.00    |
| 120-130 | 0.00    |
| 130-140 | 0.00    |
| 140-150 | 0.00    |
| 150-160 | 0.00    |
| 160-170 | 0.00    |
| 170-180 | 0.00    |



Mounting Height = 50 ft. Grid Spacing = 30 ft.

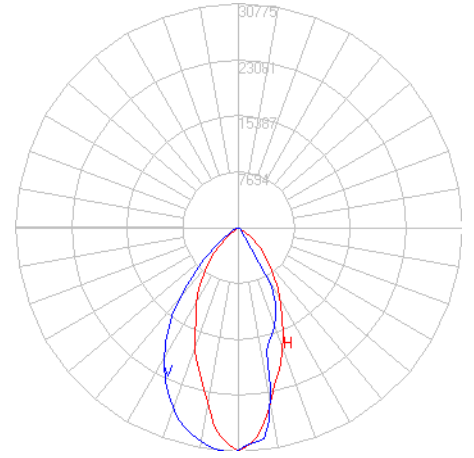


In the interest of product improvement, BEGA reserves the right to make technical changes without notice.

# BEGA

Photometric Filename: 84501\_71102.IES

TEST: BE\_84501\_71102  
 TEST LAB: BEGA  
 DATE: 6/30/2016  
 LUMINAIRE: 84 501 + 71 102  
 LAMP: 346.8W LED

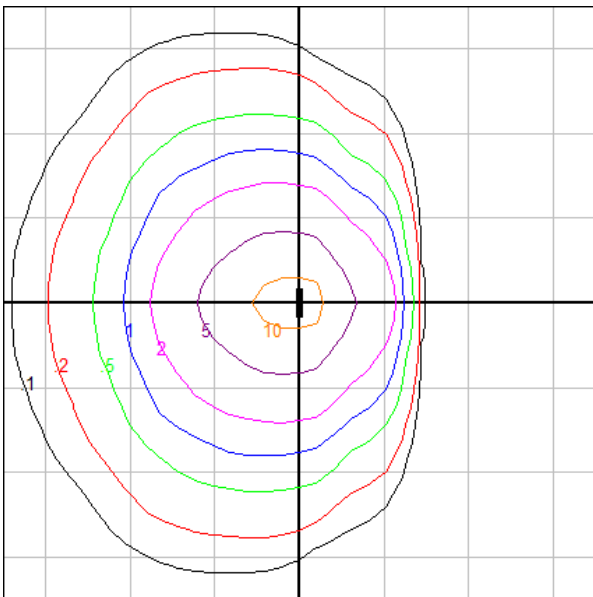


## Characteristics

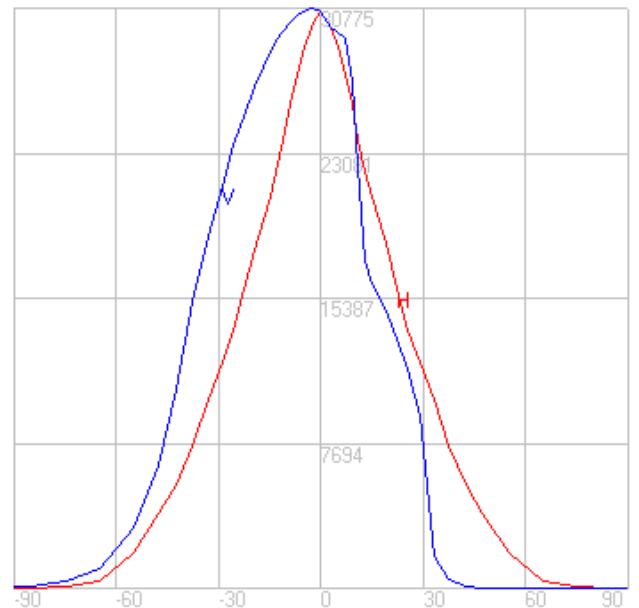
|                              |                 |
|------------------------------|-----------------|
| NEMA Type                    | 6 H x 5 V       |
| Maximum Candela              | 30774.7         |
| Maximum Candela Angle        | 0 H -3 V        |
| Horizontal Beam Angle (50%)  | 47.4            |
| Vertical Beam Angle (50%)    | 54.5            |
| Horizontal Field Angle (10%) | 102.4           |
| Vertical Field Angle (10%)   | 87.7            |
| Lumens Per Lamp              | N.A. (absolute) |
| Total Lamp Lumens            | N.A. (absolute) |
| Beam Lumens                  | 12832           |
| Beam Efficiency              | N.A.            |
| Field Lumens                 | 24759           |
| Field Efficiency             | N.A.            |
| Spill Lumens                 | 1947            |
| Luminaire Lumens             | 26707           |
| Total Efficiency             | N.A.            |
| Total Luminaire Watts        | 390             |
| Ballast Factor               | 1.00            |

## Zonal Lumen Summary

| Zone    | Lumens  |
|---------|---------|
| 0-10    | 2709.08 |
| 10-20   | 5995.44 |
| 20-30   | 6794.76 |
| 30-40   | 5457.84 |
| 40-50   | 3324.18 |
| 50-60   | 1557.27 |
| 60-70   | 554.43  |
| 70-80   | 181.79  |
| 80-90   | 54.03   |
| 90-100  | 0.00    |
| 100-110 | 0.00    |
| 110-120 | 0.00    |
| 120-130 | 0.00    |
| 130-140 | 0.00    |
| 140-150 | 0.00    |
| 150-160 | 0.00    |
| 160-170 | 0.00    |
| 170-180 | 0.00    |



Mounting Height = 50 ft. Grid Spacing = 25 ft.

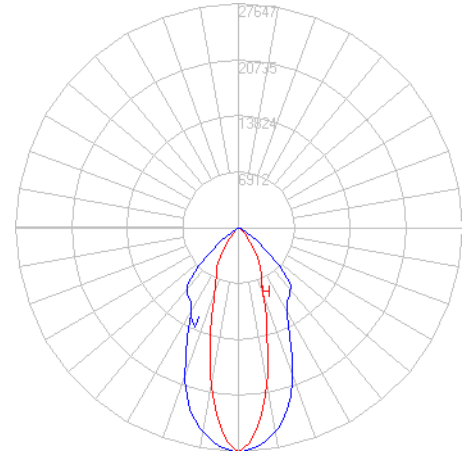


In the interest of product improvement, BEGA reserves the right to make technical changes without notice.

# BEGA

Photometric Filename: 84501\_71104.IES

TEST: BE\_84501\_71104  
 TEST LAB: BEGA  
 DATE: 1/3/2017  
 LUMINAIRE: 84 501 + 71 104  
 LAMP: 346.8W LED

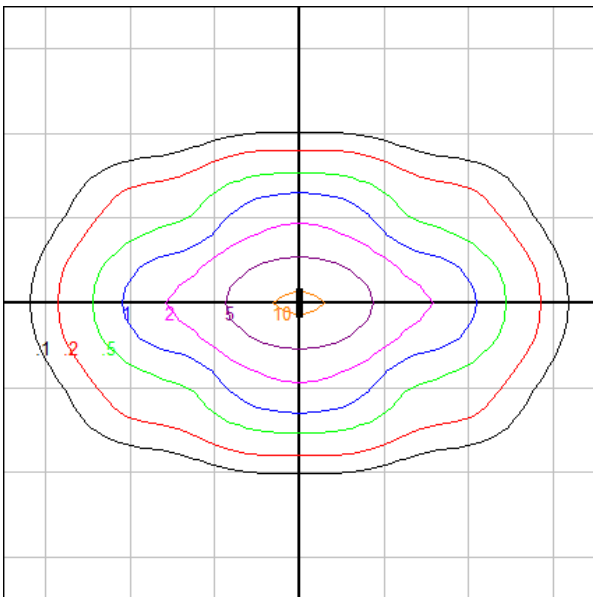


## Characteristics

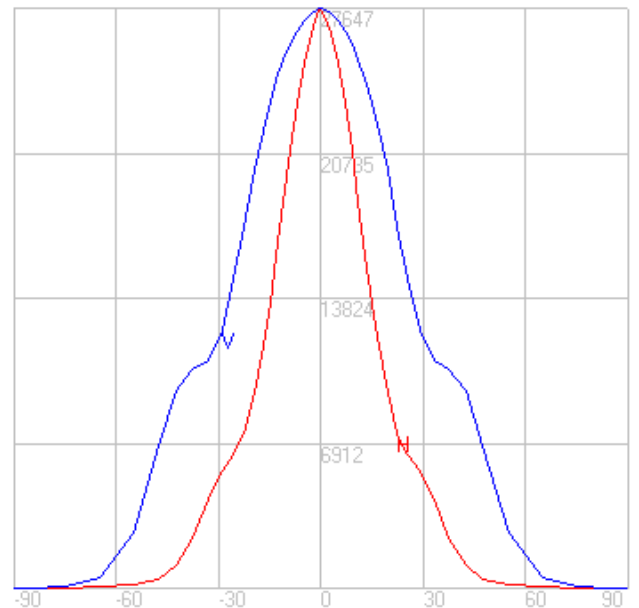
|                              |                 |
|------------------------------|-----------------|
| NEMA Type                    | 5 H x 6 V       |
| Maximum Candela              | 27647           |
| Maximum Candela Angle        | 0 H 0 V         |
| Horizontal Beam Angle (50%)  | 29.5            |
| Vertical Beam Angle (50%)    | 53.7            |
| Horizontal Field Angle (10%) | 73.1            |
| Vertical Field Angle (10%)   | 109.5           |
| Lumens Per Lamp              | N.A. (absolute) |
| Total Lamp Lumens            | N.A. (absolute) |
| Beam Lumens                  | 7581            |
| Beam Efficiency              | N.A.            |
| Field Lumens                 | 16505           |
| Field Efficiency             | N.A.            |
| Spill Lumens                 | 1851            |
| Luminaire Lumens             | 18355           |
| Total Efficiency             | N.A.            |
| Total Luminaire Watts        | 390             |
| Ballast Factor               | 1.00            |

## Zonal Lumen Summary

| Zone    | Lumens  |
|---------|---------|
| 0-10    | 2373.95 |
| 10-20   | 4931.54 |
| 20-30   | 4418.87 |
| 30-40   | 3209.82 |
| 40-50   | 2136.92 |
| 50-60   | 904.02  |
| 60-70   | 237.47  |
| 70-80   | 56.23   |
| 80-90   | 5.95    |
| 90-100  | 0.00    |
| 100-110 | 0.00    |
| 110-120 | 0.00    |
| 120-130 | 0.00    |
| 130-140 | 0.00    |
| 140-150 | 0.00    |
| 150-160 | 0.00    |
| 160-170 | 0.00    |
| 170-180 | 0.00    |



Mounting Height = 50 ft. Grid Spacing = 25 ft.



In the interest of product improvement, BEGA reserves the right to make technical changes without notice.