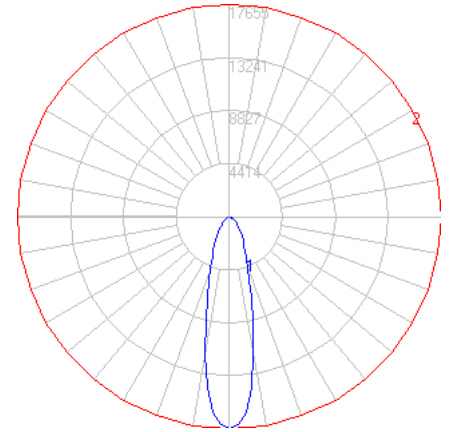


BEGA

File: 84223K4_BEGA_IES.ies

TEST: BE_84223K4
 TEST LAB: BEGA
 DATE: 8/7/2019
 LUMINAIRE: 84 223K4
 LAMP: 60.3W LED

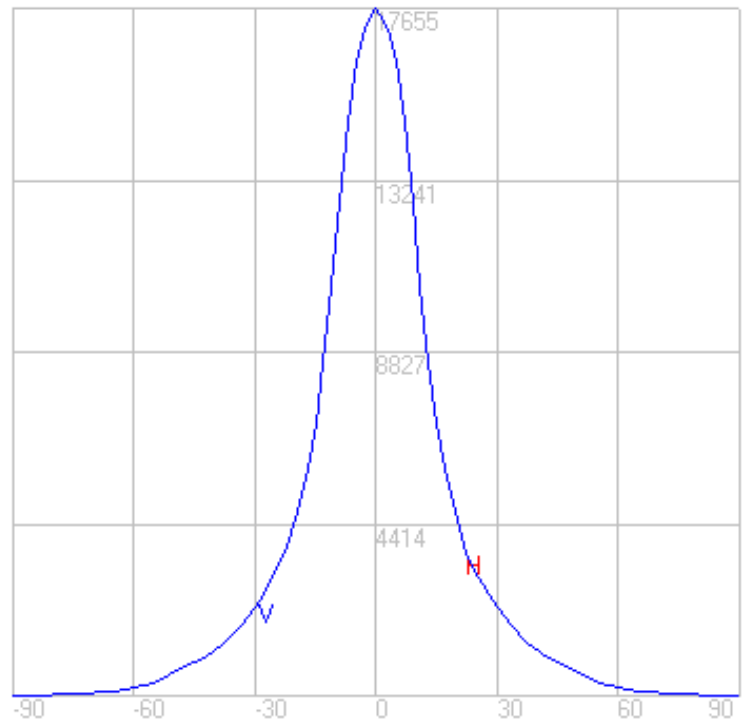
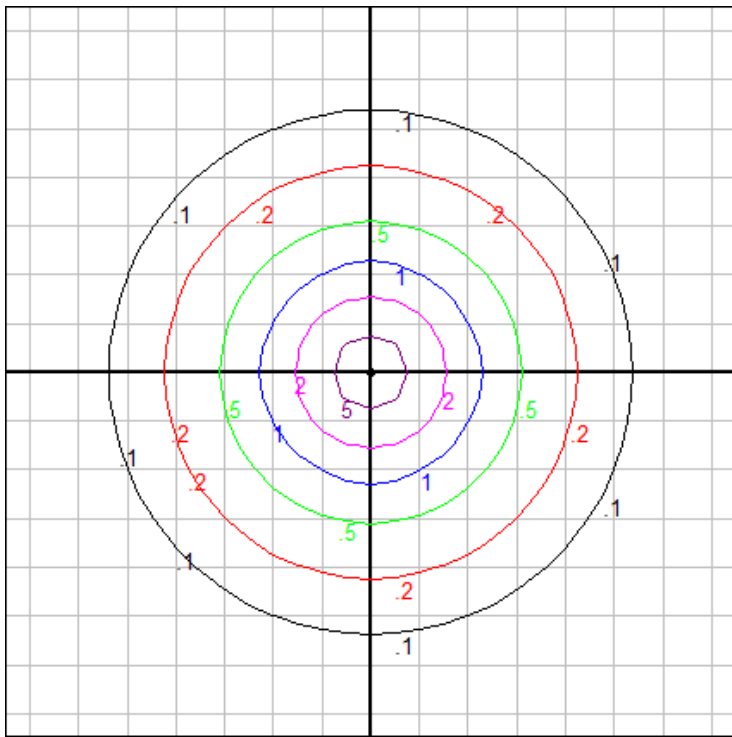


Characteristics

| | |
|------------------------------|-----------------|
| NEMA Type | 4 H x 4 V |
| Maximum Candela | 17654.8 |
| Maximum Candela Angle | 0 H 0 V |
| Horizontal Beam Angle (50%) | 25.5 |
| Vertical Beam Angle (50%) | 25.5 |
| Horizontal Field Angle (10%) | 67.5 |
| Vertical Field Angle (10%) | 67.5 |
| Lumens Per Lamp | N.A. (absolute) |
| Total Lamp Lumens | N.A. (absolute) |
| Beam Lumens | 2002 |
| Beam Efficiency | N.A. |
| Field Lumens | 5284 |
| Field Efficiency | N.A. |
| Spill Lumens | 1793 |
| Luminaire Lumens | 7076 |
| Total Efficiency | N.A. |
| Total Luminaire Watts | 69 |
| Ballast Factor | 1.00 |

Zonal Lumen Summary

| Zone | Lumens |
|---------|---------|
| 0-10 | 1405.3 |
| 10-20 | 1999.68 |
| 20-30 | 1463.98 |
| 30-40 | 1014.69 |
| 40-50 | 671.35 |
| 50-60 | 339.72 |
| 60-70 | 122.56 |
| 70-80 | 41.36 |
| 80-90 | 6.50 |
| 90-100 | 0.00 |
| 100-110 | 0.00 |
| 110-120 | 0.00 |
| 120-130 | 0.00 |
| 130-140 | 0.00 |
| 140-150 | 0.00 |
| 150-160 | 0.00 |
| 160-170 | 0.00 |
| 170-180 | 0.00 |



Mounting Height: 50 ft.

Grid Spacing: 10 ft.

In the interest of product improvement, BEGA reserves the right to make technical changes without notice.

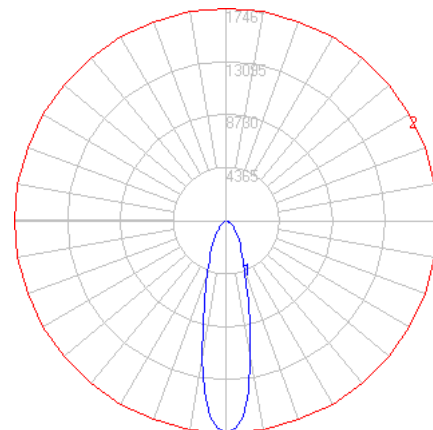
BEGA 1000 Bega Way, Carpinteria, CA 93013 (805)684-0533 Fax (805)566-9474 www.bega-us.com © Copyright BEGA-US 2022

6/14/2022

BEGA

File: 84223K35_BEGA_IES.ies

TEST: BE_84223K4
 TEST LAB: BEGA
 DATE: 8/7/2019
 LUMINAIRE: 84 223K35
 LAMP: 60.3W LED

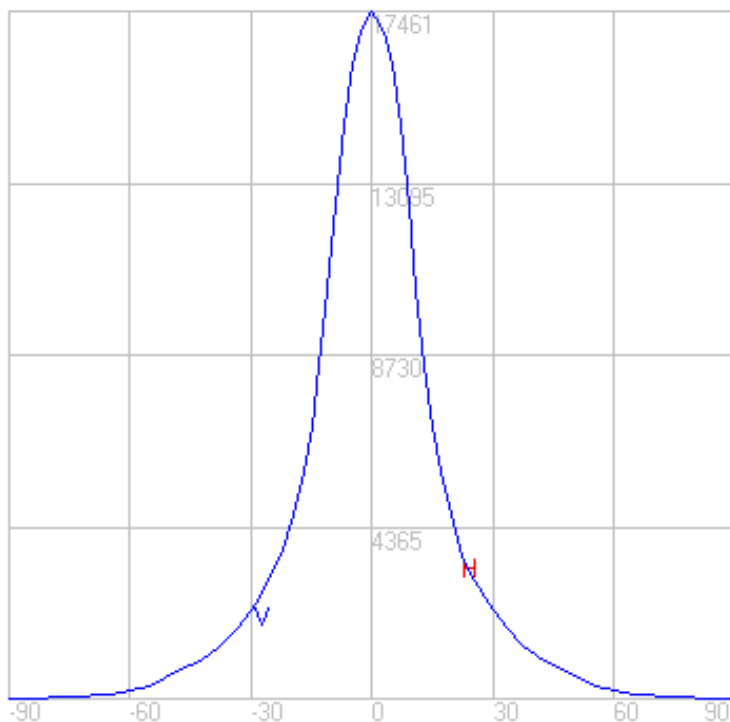
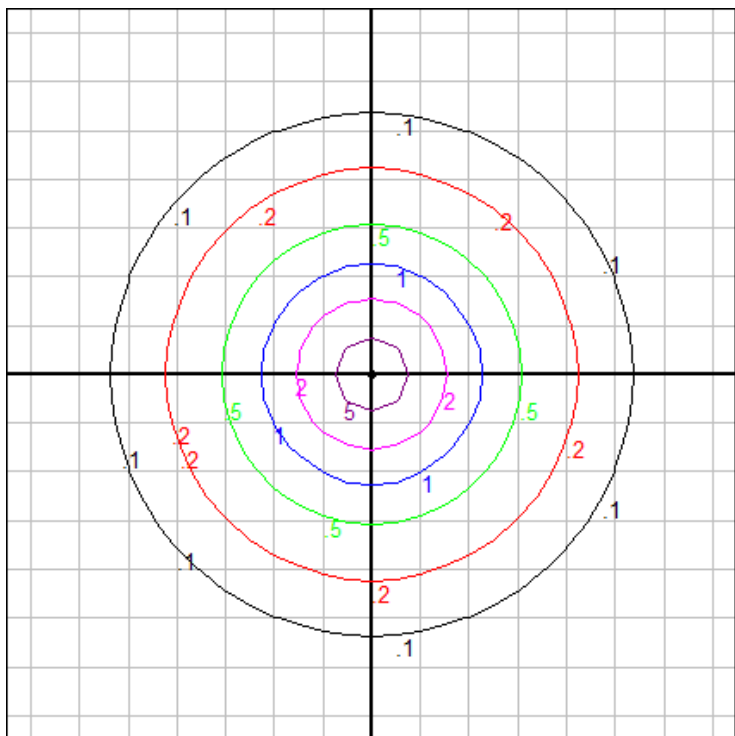


Characteristics

| | |
|------------------------------|-----------------|
| NEMA Type | 4 H x 4 V |
| Maximum Candela | 17460.598 |
| Maximum Candela Angle | 0 H 0 V |
| Horizontal Beam Angle (50%) | 25.5 |
| Vertical Beam Angle (50%) | 25.5 |
| Horizontal Field Angle (10%) | 67.5 |
| Vertical Field Angle (10%) | 67.5 |
| Lumens Per Lamp | N.A. (absolute) |
| Total Lamp Lumens | N.A. (absolute) |
| Beam Lumens | 1980 |
| Beam Efficiency | N.A. |
| Field Lumens | 5226 |
| Field Efficiency | N.A. |
| Spill Lumens | 1773 |
| Luminaire Lumens | 6998 |
| Total Efficiency | N.A. |
| Total Luminaire Watts | 69 |
| Ballast Factor | 1.00 |

Zonal Lumen Summary

| Zone | Lumens |
|---------|---------|
| 0-10 | 1389.84 |
| 10-20 | 1977.69 |
| 20-30 | 1447.88 |
| 30-40 | 1003.52 |
| 40-50 | 663.96 |
| 50-60 | 335.99 |
| 60-70 | 121.21 |
| 70-80 | 40.91 |
| 80-90 | 6.43 |
| 90-100 | 0.00 |
| 100-110 | 0.00 |
| 110-120 | 0.00 |
| 120-130 | 0.00 |
| 130-140 | 0.00 |
| 140-150 | 0.00 |
| 150-160 | 0.00 |
| 160-170 | 0.00 |
| 170-180 | 0.00 |



Mounting Height: 50 ft.

Grid Spacing: 10 ft.

In the interest of product improvement, BEGA reserves the right to make technical changes without notice.

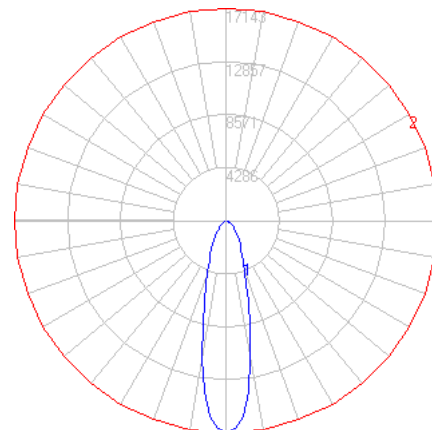
BEGA 1000 Bega Way, Carpinteria, CA 93013 (805)684-0533 Fax (805)566-9474 www.bega-us.com © Copyright BEGA-US 2022

6/14/2022

BEGA

File: 84223K3_BEGA_IES.ies

TEST: BE_84223K4
 TEST LAB: BEGA
 DATE: 8/7/2019
 LUMINAIRE: 84 223K3
 LAMP: 60.3W LED

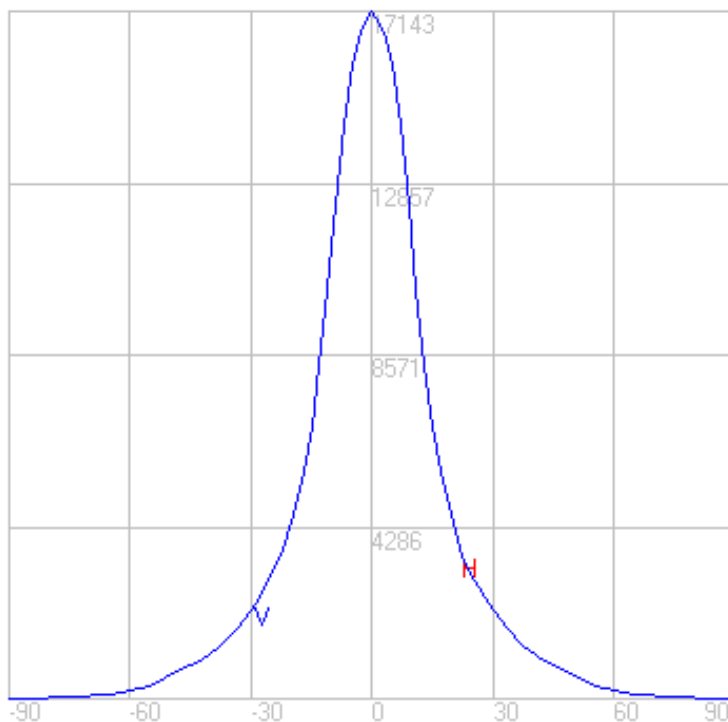
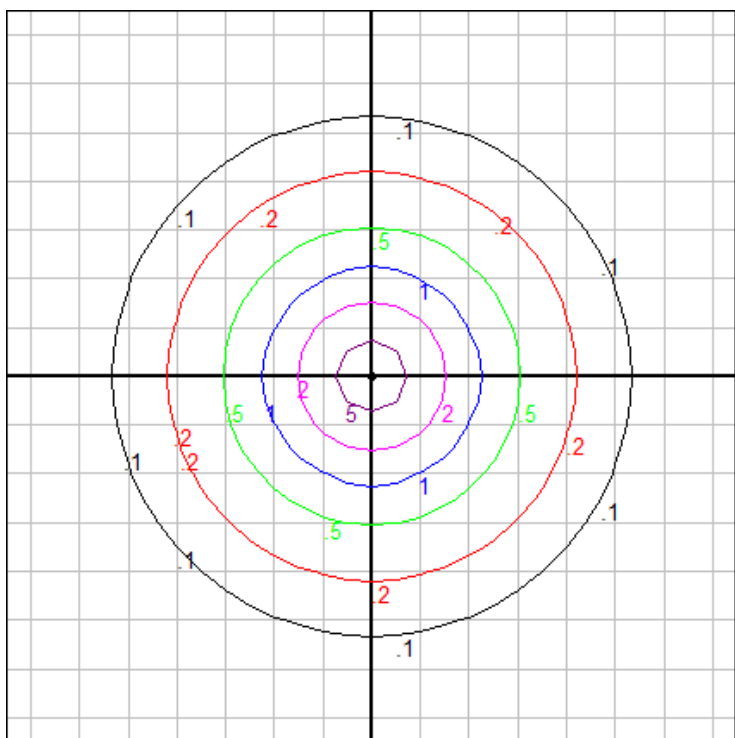


Characteristics

| | |
|------------------------------|-----------------|
| NEMA Type | 4 H x 4 V |
| Maximum Candela | 17142.811 |
| Maximum Candela Angle | 0 H 0 V |
| Horizontal Beam Angle (50%) | 25.5 |
| Vertical Beam Angle (50%) | 25.5 |
| Horizontal Field Angle (10%) | 67.5 |
| Vertical Field Angle (10%) | 67.5 |
| Lumens Per Lamp | N.A. (absolute) |
| Total Lamp Lumens | N.A. (absolute) |
| Beam Lumens | 1944 |
| Beam Efficiency | N.A. |
| Field Lumens | 5130 |
| Field Efficiency | N.A. |
| Spill Lumens | 1741 |
| Luminaire Lumens | 6871 |
| Total Efficiency | N.A. |
| Total Luminaire Watts | 69 |
| Ballast Factor | 1.00 |

Zonal Lumen Summary

| Zone | Lumens |
|---------|---------|
| 0-10 | 1364.54 |
| 10-20 | 1941.69 |
| 20-30 | 1421.53 |
| 30-40 | 985.26 |
| 40-50 | 651.88 |
| 50-60 | 329.87 |
| 60-70 | 119.01 |
| 70-80 | 40.16 |
| 80-90 | 6.31 |
| 90-100 | 0.00 |
| 100-110 | 0.00 |
| 110-120 | 0.00 |
| 120-130 | 0.00 |
| 130-140 | 0.00 |
| 140-150 | 0.00 |
| 150-160 | 0.00 |
| 160-170 | 0.00 |
| 170-180 | 0.00 |



Mounting Height: 50 ft.

Grid Spacing: 10 ft.

In the interest of product improvement, BEGA reserves the right to make technical changes without notice.

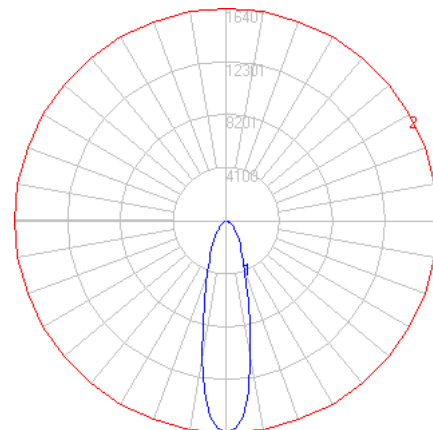
BEGA 1000 Bega Way, Carpinteria, CA 93013 (805)684-0533 Fax (805)566-9474 www.bega-us.com © Copyright BEGA-US 2022

6/14/2022

BEGA

File: 84223K27_BEGA_IES.ies

TEST: BE_84223K4
 TEST LAB: BEGA
 DATE: 8/7/2019
 LUMINAIRE: 84 223K27
 LAMP: 60.3W LED

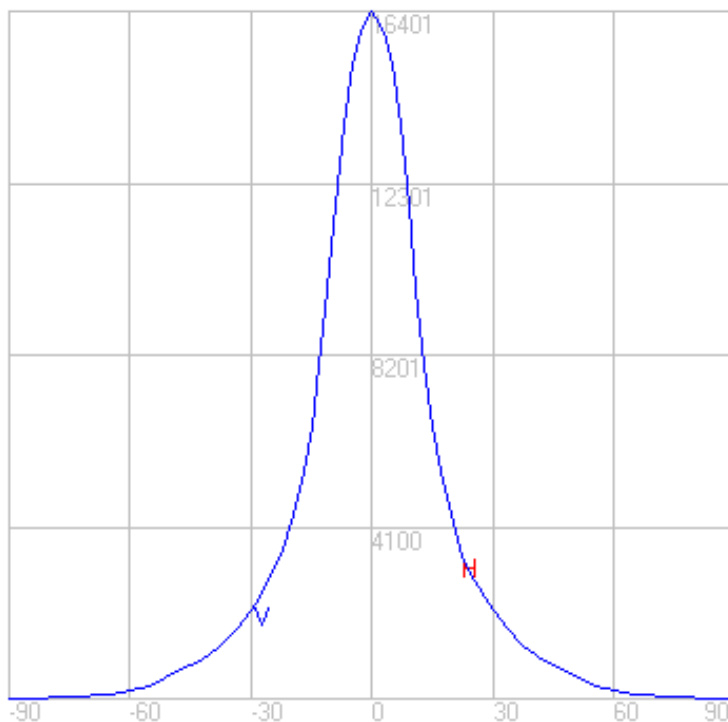
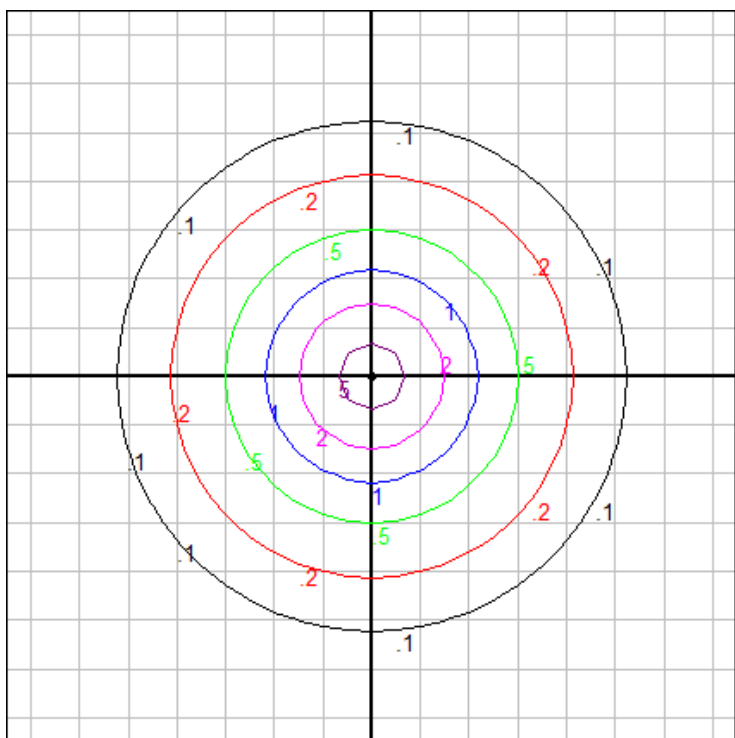


Characteristics

| | |
|------------------------------|-----------------|
| NEMA Type | 4 H x 4 V |
| Maximum Candela | 16401.31 |
| Maximum Candela Angle | 0 H 0 V |
| Horizontal Beam Angle (50%) | 25.5 |
| Vertical Beam Angle (50%) | 25.5 |
| Horizontal Field Angle (10%) | 67.5 |
| Vertical Field Angle (10%) | 67.5 |
| Lumens Per Lamp | N.A. (absolute) |
| Total Lamp Lumens | N.A. (absolute) |
| Beam Lumens | 1860 |
| Beam Efficiency | N.A. |
| Field Lumens | 4909 |
| Field Efficiency | N.A. |
| Spill Lumens | 1665 |
| Luminaire Lumens | 6574 |
| Total Efficiency | N.A. |
| Total Luminaire Watts | 69 |
| Ballast Factor | 1.00 |

Zonal Lumen Summary

| Zone | Lumens |
|---------|---------|
| 0-10 | 1305.52 |
| 10-20 | 1857.71 |
| 20-30 | 1360.04 |
| 30-40 | 942.64 |
| 40-50 | 623.68 |
| 50-60 | 315.60 |
| 60-70 | 113.86 |
| 70-80 | 38.43 |
| 80-90 | 6.04 |
| 90-100 | 0.00 |
| 100-110 | 0.00 |
| 110-120 | 0.00 |
| 120-130 | 0.00 |
| 130-140 | 0.00 |
| 140-150 | 0.00 |
| 150-160 | 0.00 |
| 160-170 | 0.00 |
| 170-180 | 0.00 |



Mounting Height: 50 ft.

Grid Spacing: 10 ft.

In the interest of product improvement, BEGA reserves the right to make technical changes without notice.

BEGA 1000 Bega Way, Carpinteria, CA 93013 (805)684-0533 Fax (805)566-9474 www.bega-us.com © Copyright BEGA-US 2022

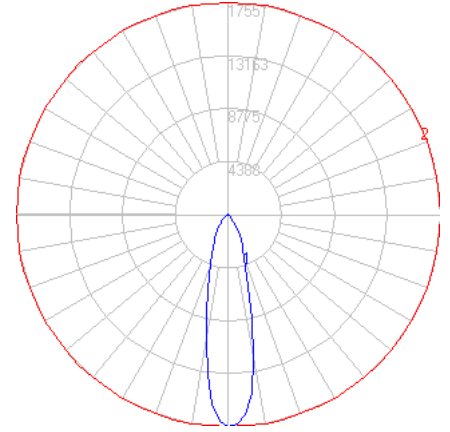
6/14/2022

BEGA

File: 84223K4_71121_BEGA_IES.ies

TEST: BE_84223K4_71121
 TEST LAB: BEGA
 DATE: 8/7/2019
 LUMINAIRE: 84 223KK + 71121
 LAMP: 60.3W LED

*For additional CCTs, please consult factory

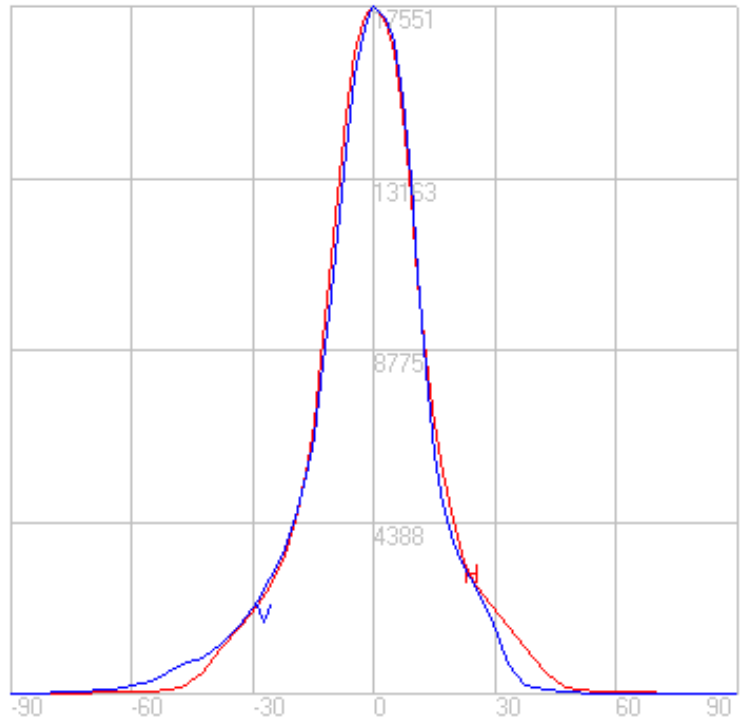
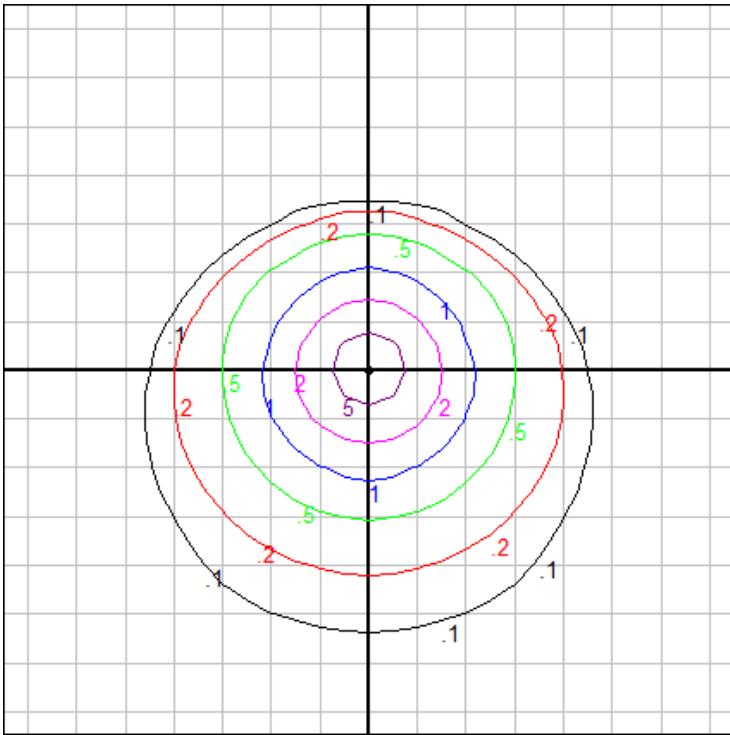


Characteristics

| | |
|------------------------------|-----------------|
| NEMA Type | 4 H x 4 V |
| Maximum Candela | 17550.8 |
| Maximum Candela Angle | 0 H 0 V |
| Horizontal Beam Angle (50%) | 25.5 |
| Vertical Beam Angle (50%) | 24.7 |
| Horizontal Field Angle (10%) | 65.9 |
| Vertical Field Angle (10%) | 62.9 |
| Lumens Per Lamp | N.A. (absolute) |
| Total Lamp Lumens | N.A. (absolute) |
| Beam Lumens | 1896 |
| Beam Efficiency | N.A. |
| Field Lumens | 4838 |
| Field Efficiency | N.A. |
| Spill Lumens | 1074 |
| Luminaire Lumens | 5912 |
| Total Efficiency | N.A. |
| Total Luminaire Watts | 69 |
| Ballast Factor | 1.00 |

Zonal Lumen Summary

| Zone | Lumens |
|---------|---------|
| 0-10 | 1395.42 |
| 10-20 | 1889.55 |
| 20-30 | 1339.15 |
| 30-40 | 769.44 |
| 40-50 | 326.43 |
| 50-60 | 123.20 |
| 60-70 | 46.25 |
| 70-80 | 14.48 |
| 80-90 | 2.93 |
| 90-100 | 0.12 |
| 100-110 | 0.00 |
| 110-120 | 0.00 |
| 120-130 | 0.00 |
| 130-140 | 0.00 |
| 140-150 | 0.00 |
| 150-160 | 0.00 |
| 160-170 | 0.00 |
| 170-180 | 0.00 |



Mounting Height: 50 ft.

Grid Spacing: 10 ft.

In the interest of product improvement, BEGA reserves the right to make technical changes without notice.

BEGA 1000 Bega Way, Carpinteria, CA 93013 (805)684-0533 Fax (805)566-9474 www.bega-us.com © Copyright BEGA-US 2022

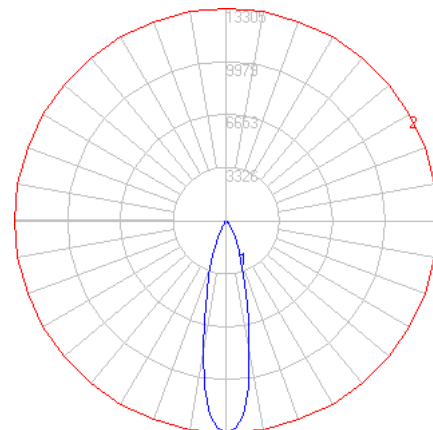
6/14/2022

BEGA

File: 84223K4_71122_BEGA_IES.ies

TEST: BE_84223K4_71122
 TEST LAB: BEGA
 DATE: 8/7/2019
 LUMINAIRE: 84 223KK + 71122
 LAMP: 60.3W LED

*For additional CCTs, please consult factory

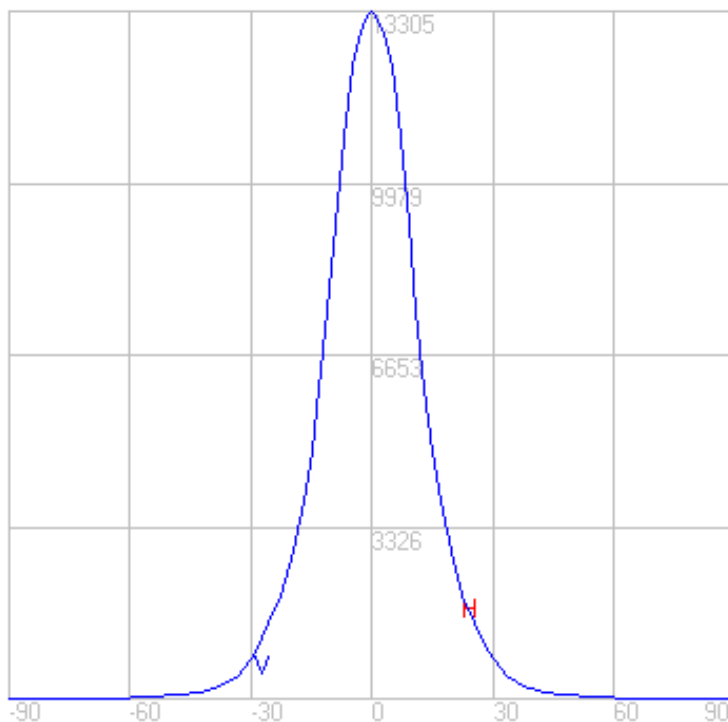
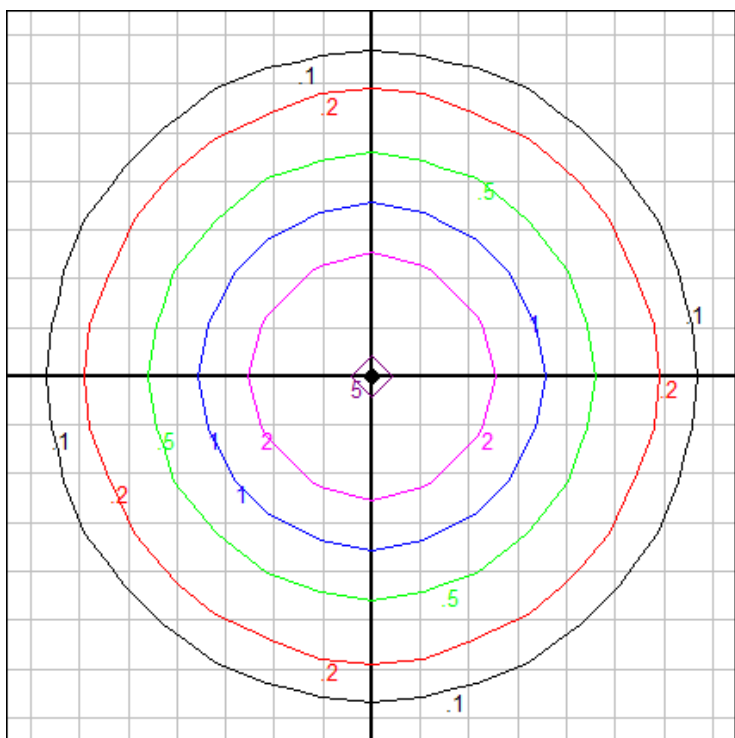


Characteristics

| | |
|------------------------------|-----------------|
| NEMA Type | 4 H x 4 V |
| Maximum Candela | 13305.3 |
| Maximum Candela Angle | 0 H 0 V |
| Horizontal Beam Angle (50%) | 24.3 |
| Vertical Beam Angle (50%) | 24.3 |
| Horizontal Field Angle (10%) | 52.7 |
| Vertical Field Angle (10%) | 52.7 |
| Lumens Per Lamp | N.A. (absolute) |
| Total Lamp Lumens | N.A. (absolute) |
| Beam Lumens | 1338 |
| Beam Efficiency | N.A. |
| Field Lumens | 2896 |
| Field Efficiency | N.A. |
| Spill Lumens | 591 |
| Luminaire Lumens | 3488 |
| Total Efficiency | N.A. |
| Total Luminaire Watts | 66 |
| Ballast Factor | 1.00 |

Zonal Lumen Summary

| Zone | Lumens |
|---------|---------|
| 0-10 | 1039.58 |
| 10-20 | 1351.46 |
| 20-30 | 718.41 |
| 30-40 | 232.87 |
| 40-50 | 85.89 |
| 50-60 | 37.41 |
| 60-70 | 15.15 |
| 70-80 | 6.48 |
| 80-90 | 1.14 |
| 90-100 | 0.00 |
| 100-110 | 0.00 |
| 110-120 | 0.00 |
| 120-130 | 0.00 |
| 130-140 | 0.00 |
| 140-150 | 0.00 |
| 150-160 | 0.00 |
| 160-170 | 0.00 |
| 170-180 | 0.00 |



Mounting Height: 50 ft.

Grid Spacing: 10 ft.

In the interest of product improvement, BEGA reserves the right to make technical changes without notice.

BEGA 1000 Bega Way, Carpinteria, CA 93013 (805)684-0533 Fax (805)566-9474 www.bega-us.com © Copyright BEGA-US 2022

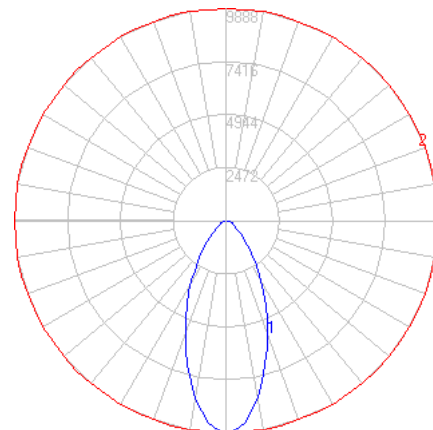
6/14/2022

BEGA

File: 84223K4_71123_BEGA_IES.ies

TEST: BE_84223K4_71123
 TEST LAB: BEGA
 DATE: 8/7/2019
 LUMINAIRE: 84 223KK + 71123
 LAMP: 60.3W LED

*For additional CCTs, please consult factory

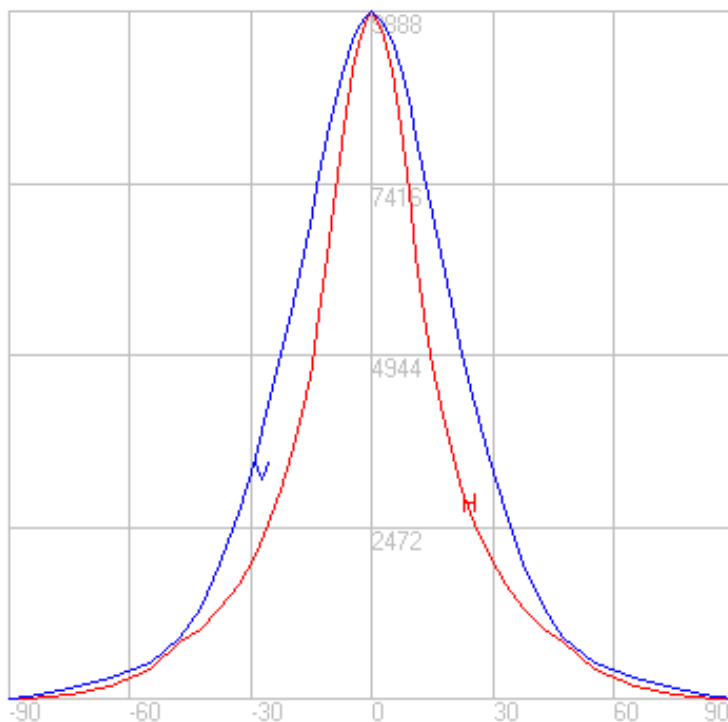
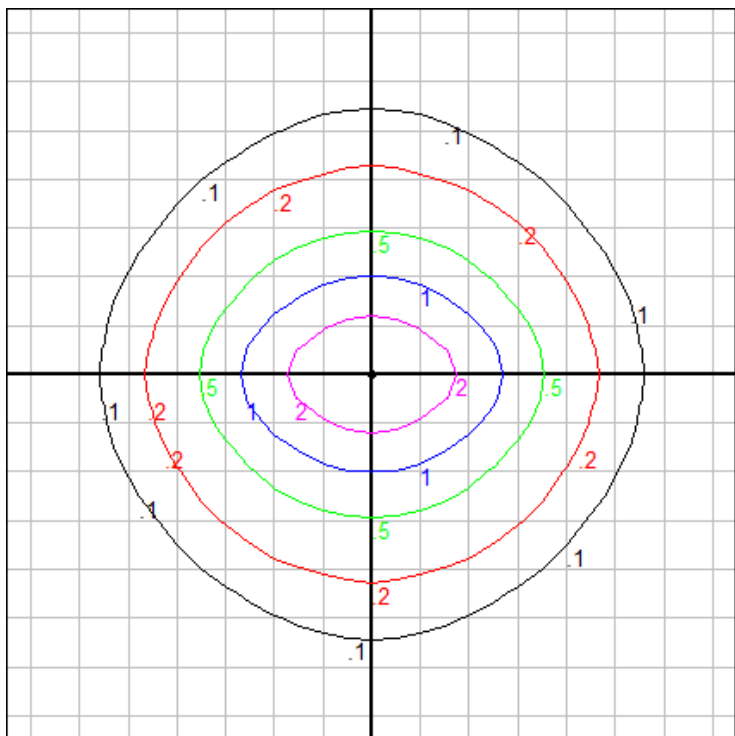


Characteristics

| | |
|------------------------------|-----------------|
| NEMA Type | 5 H x 5 V |
| Maximum Candela | 9887.5 |
| Maximum Candela Angle | 0 H 0 V |
| Horizontal Beam Angle (50%) | 29.3 |
| Vertical Beam Angle (50%) | 45.1 |
| Horizontal Field Angle (10%) | 86.0 |
| Vertical Field Angle (10%) | 92.4 |
| Lumens Per Lamp | N.A. (absolute) |
| Total Lamp Lumens | N.A. (absolute) |
| Beam Lumens | 2172 |
| Beam Efficiency | N.A. |
| Field Lumens | 5345 |
| Field Efficiency | N.A. |
| Spill Lumens | 1146 |
| Luminaire Lumens | 6490 |
| Total Efficiency | N.A. |
| Total Luminaire Watts | 69 |
| Ballast Factor | 1.00 |

Zonal Lumen Summary

| Zone | Lumens |
|---------|---------|
| 0-10 | 830.49 |
| 10-20 | 1605.84 |
| 20-30 | 1487.86 |
| 30-40 | 1106.64 |
| 40-50 | 714.81 |
| 50-60 | 407.27 |
| 60-70 | 212.02 |
| 70-80 | 94.72 |
| 80-90 | 16.87 |
| 90-100 | 0.01 |
| 100-110 | 0.00 |
| 110-120 | 0.00 |
| 120-130 | 0.00 |
| 130-140 | 0.00 |
| 140-150 | 0.00 |
| 150-160 | 0.00 |
| 160-170 | 0.00 |
| 170-180 | 0.00 |



Mounting Height: 50 ft.

Grid Spacing: 10 ft.

In the interest of product improvement, BEGA reserves the right to make technical changes without notice.

BEGA 1000 Bega Way, Carpinteria, CA 93013 (805)684-0533 Fax (805)566-9474 www.bega-us.com © Copyright BEGA-US 2022

6/14/2022