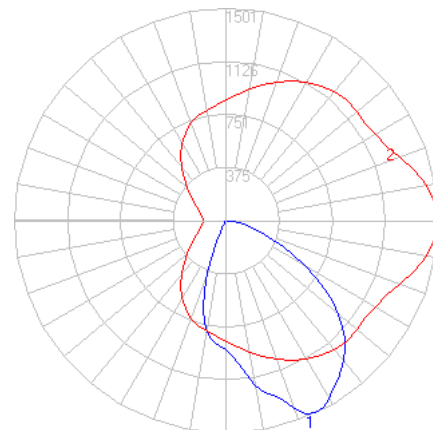



BEGA

File: 24483K4_BEGA_IES.ies

TEST: BE_24483K4
 TEST LAB: BEGA
 DATE: 12/16/2022
 LUMINAIRE: 24 483K4
 LAMP: 16.8W LED

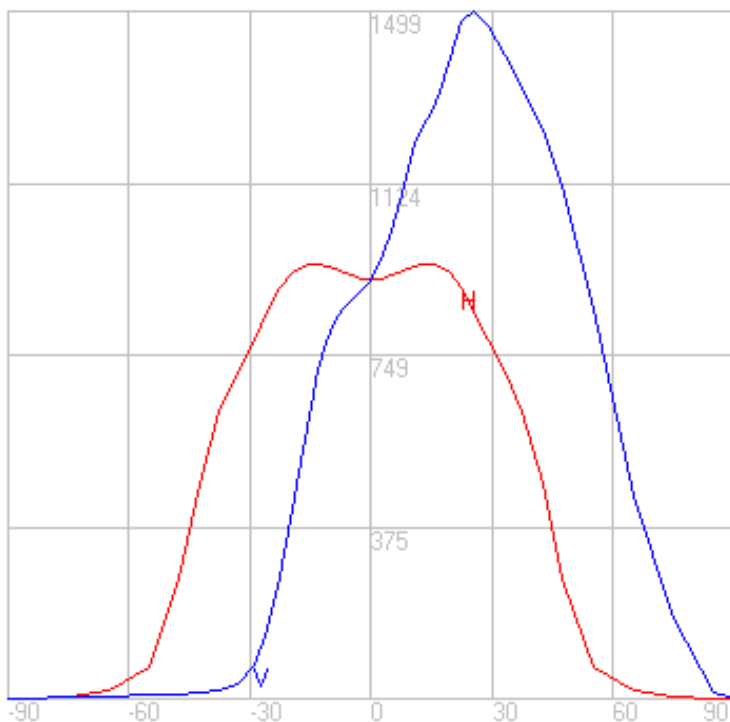
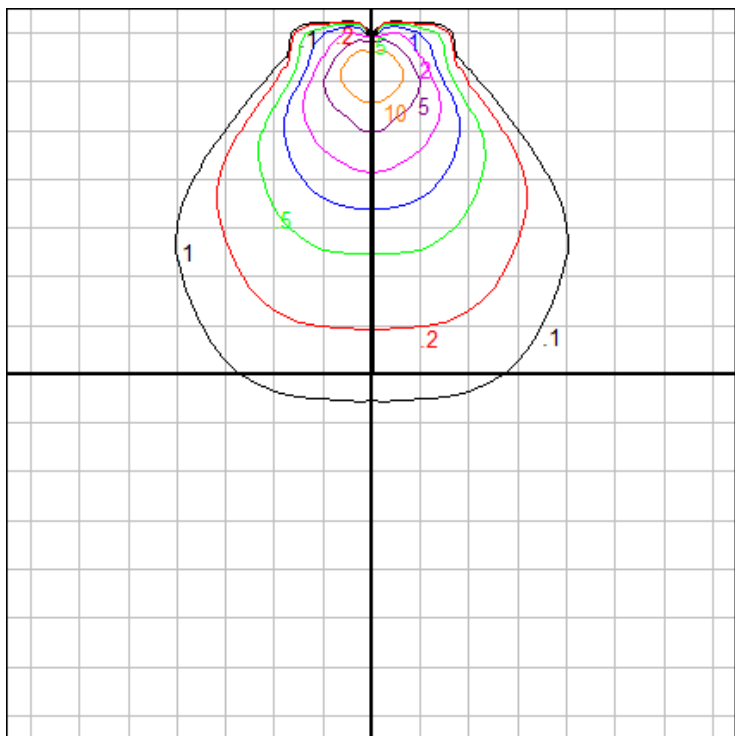


Characteristics

NEMA Type	6 H x 6 V
Maximum Candela	1498.8
Maximum Candela Angle	0 H 25.5 V
Horizontal Beam Angle (50%)	67.5
Vertical Beam Angle (50%)	69.5
Horizontal Field Angle (10%)	106.8
Vertical Field Angle (10%)	102.0
Lumens Per Lamp	N.A. (absolute)
Total Lamp Lumens	N.A. (absolute)
Beam Lumens	1226
Beam Efficiency	N.A.
Field Lumens	1857
Field Efficiency	N.A.
Spill Lumens	98
Luminaire Lumens	1955
Total Efficiency	N.A.
Total Luminaire Watts	20
Ballast Factor	1.00

Zonal Lumen Summary

Zone	Lumens
0-10	90.23
10-20	272.75
20-30	376.44
30-40	382.32
40-50	348.79
50-60	249.09
60-70	135.40
70-80	66.66
80-90	27.48
90-100	0.00
100-110	0.00
110-120	0.00
120-130	0.00
130-140	0.00
140-150	0.00
150-160	0.00
160-170	0.00
170-180	0.00



Setback from wall: 5 ft.

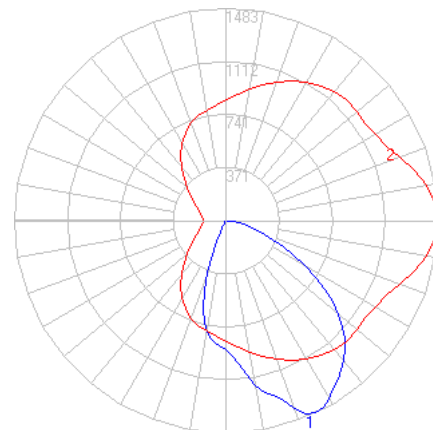
Grid Spacing: 5 ft.

In the interest of product improvement, BEGA reserves the right to make technical changes without notice.

BEGA

File: 24483K35_BEGA_IES.ies

TEST: BE_24483K4
 TEST LAB: BEGA
 DATE: 12/16/2022
 LUMINAIRE: 24 483K35
 LAMP: 16.8W LED

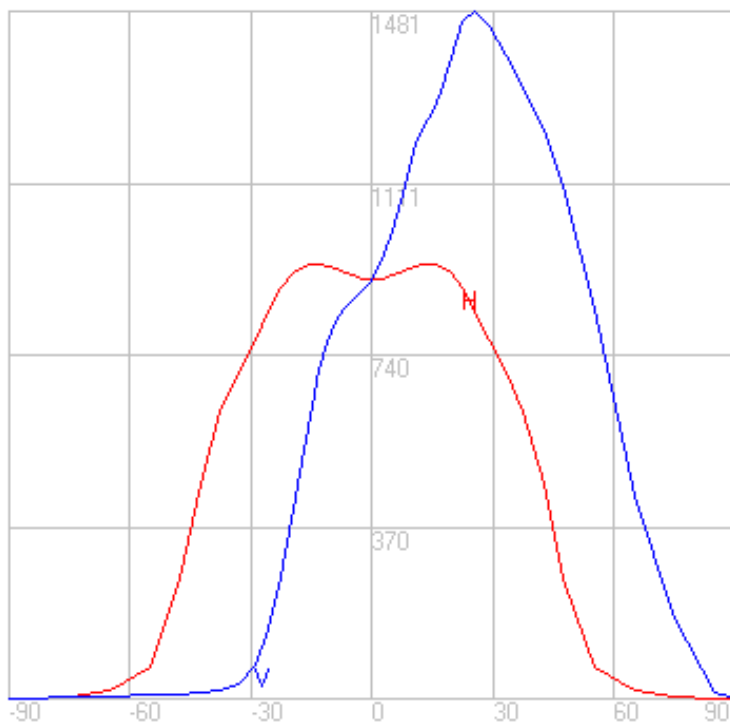
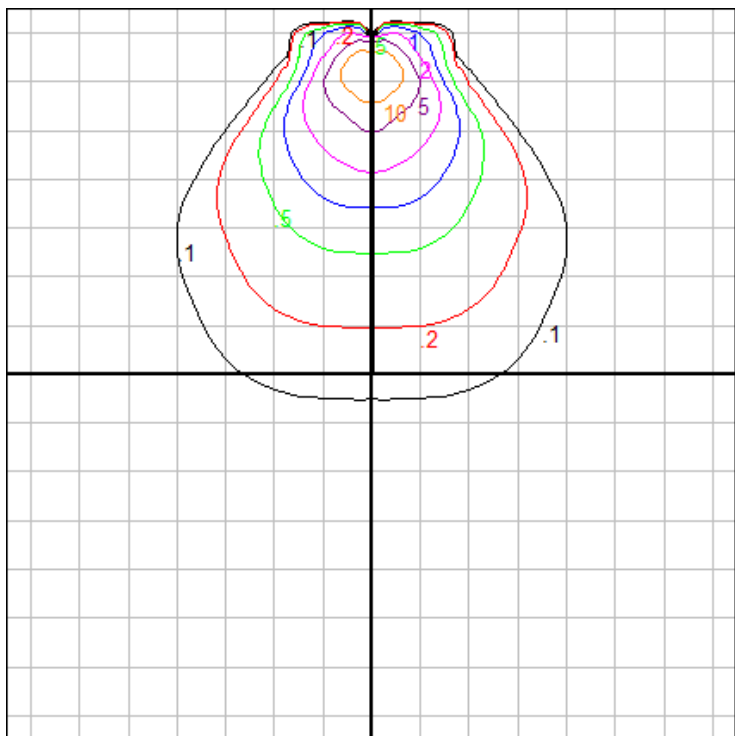


Characteristics

NEMA Type	6 H x 6 V
Maximum Candela	1480.854
Maximum Candela Angle	0 H 25.5 V
Horizontal Beam Angle (50%)	67.5
Vertical Beam Angle (50%)	69.5
Horizontal Field Angle (10%)	106.8
Vertical Field Angle (10%)	102.0
Lumens Per Lamp	N.A. (absolute)
Total Lamp Lumens	N.A. (absolute)
Beam Lumens	1211
Beam Efficiency	N.A.
Field Lumens	1835
Field Efficiency	N.A.
Spill Lumens	97
Luminaire Lumens	1932
Total Efficiency	N.A.
Total Luminaire Watts	20
Ballast Factor	1.00

Zonal Lumen Summary

Zone	Lumens
0-10	89.15
10-20	269.47
20-30	371.92
30-40	377.73
40-50	344.61
50-60	246.10
60-70	133.77
70-80	65.86
80-90	27.15
90-100	0.00
100-110	0.00
110-120	0.00
120-130	0.00
130-140	0.00
140-150	0.00
150-160	0.00
160-170	0.00
170-180	0.00



Setback from wall: 5 ft.

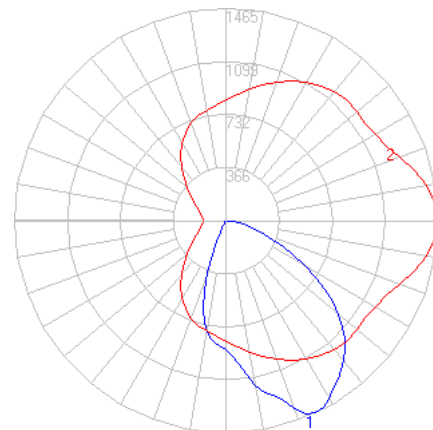

Grid Spacing: 5 ft.

In the interest of product improvement, BEGA reserves the right to make technical changes without notice.

BEGA

File: 24483K3_BEGA_IES.ies

TEST: BE_24483K4
 TEST LAB: BEGA
 DATE: 12/16/2022
 LUMINAIRE: 24 483K3
 LAMP: 16.8W LED

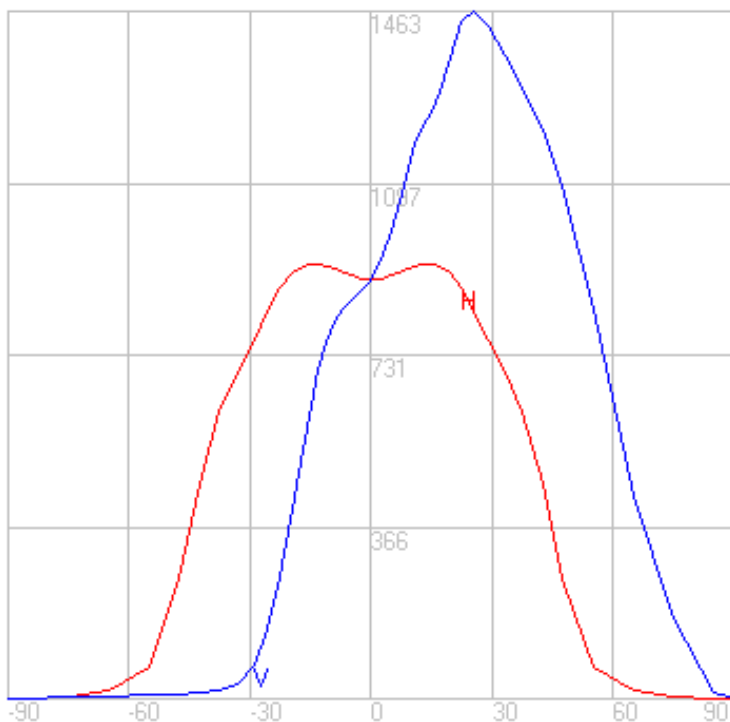
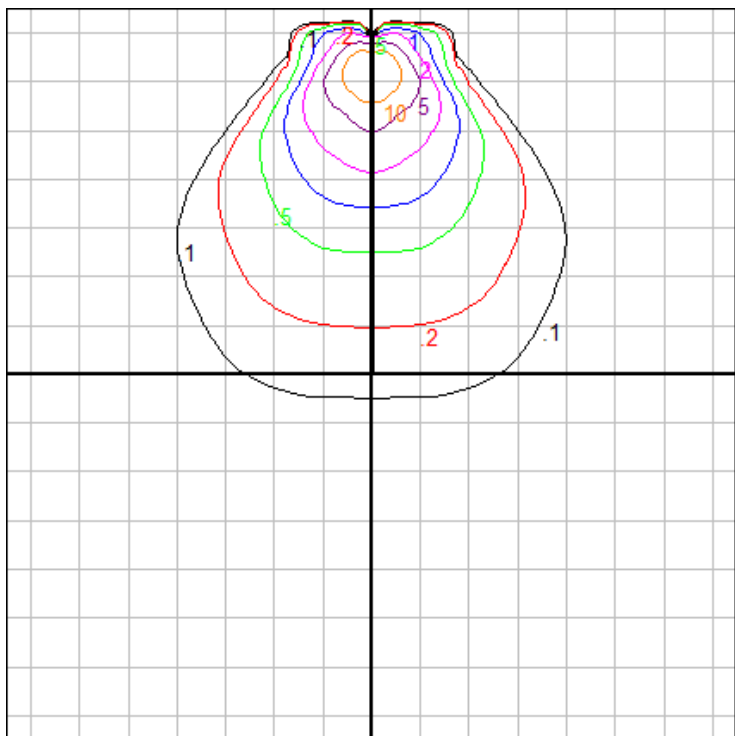


Characteristics

NEMA Type	6 H x 6 V
Maximum Candela	1462.868
Maximum Candela Angle	0 H 25.5 V
Horizontal Beam Angle (50%)	67.5
Vertical Beam Angle (50%)	69.5
Horizontal Field Angle (10%)	106.8
Vertical Field Angle (10%)	102.0
Lumens Per Lamp	N.A. (absolute)
Total Lamp Lumens	N.A. (absolute)
Beam Lumens	1196
Beam Efficiency	N.A.
Field Lumens	1812
Field Efficiency	N.A.
Spill Lumens	96
Luminaire Lumens	1908
Total Efficiency	N.A.
Total Luminaire Watts	20
Ballast Factor	1.00

Zonal Lumen Summary

Zone	Lumens
0-10	88.07
10-20	266.20
20-30	367.40
30-40	373.14
40-50	340.42
50-60	243.11
60-70	132.15
70-80	65.06
80-90	26.82
90-100	0.00
100-110	0.00
110-120	0.00
120-130	0.00
130-140	0.00
140-150	0.00
150-160	0.00
160-170	0.00
170-180	0.00



Setback from wall: 5 ft.

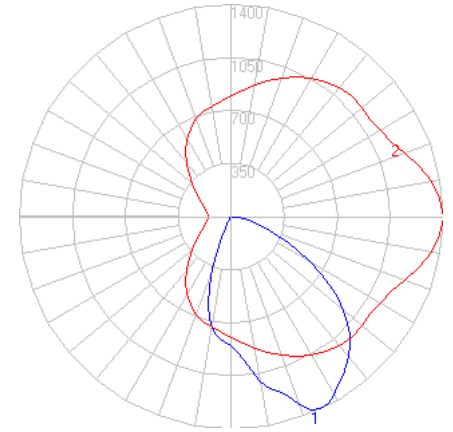
Grid Spacing: 5 ft.

In the interest of product improvement, BEGA reserves the right to make technical changes without notice.

BEGA

File: 24483K27_BEGA_IES.ies

TEST: BE_24483K4
 TEST LAB: BEGA
 DATE: 12/16/2022
 LUMINAIRE: 24 483K27
 LAMP: 16.8W LED

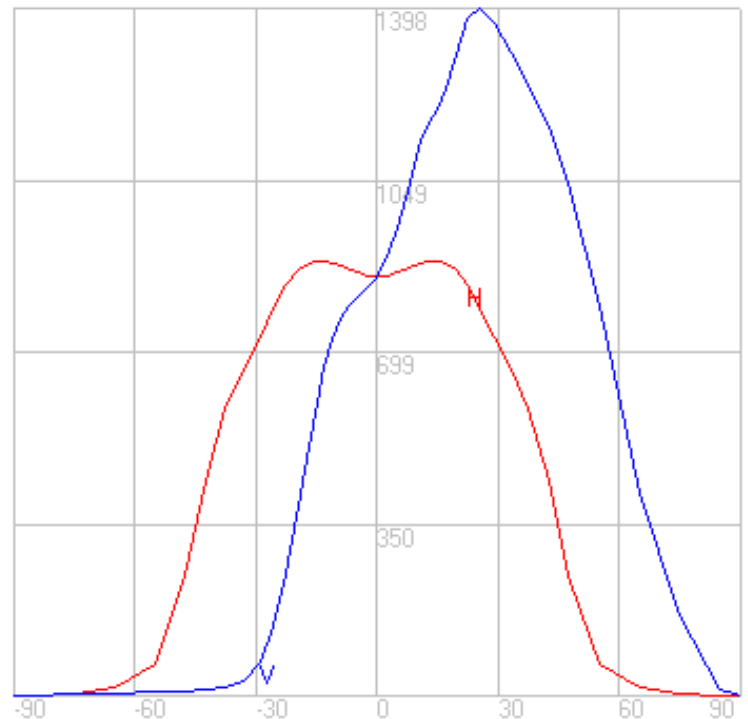
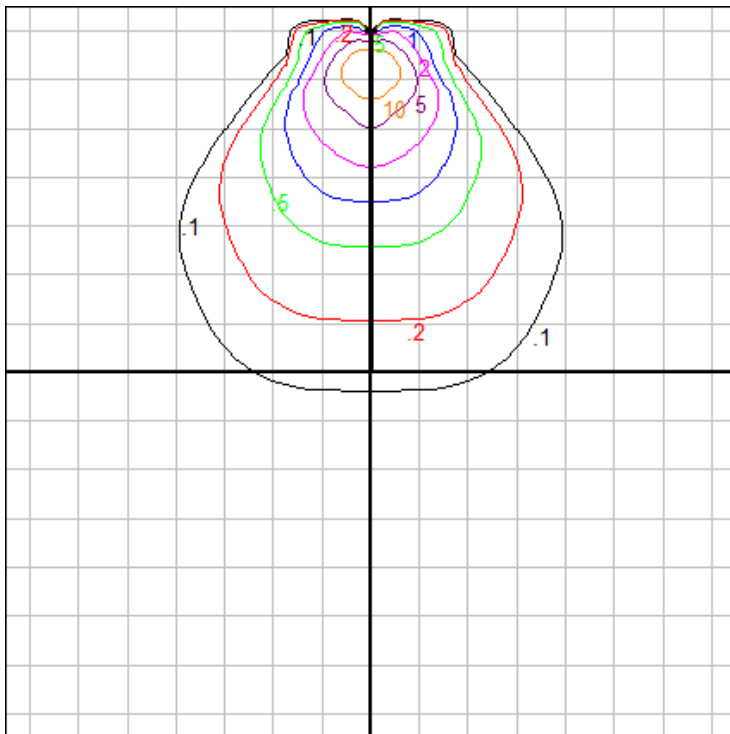


Characteristics

NEMA Type	6 H x 6 V
Maximum Candela	1398.418
Maximum Candela Angle	0 H 25.5 V
Horizontal Beam Angle (50%)	67.5
Vertical Beam Angle (50%)	69.5
Horizontal Field Angle (10%)	106.8
Vertical Field Angle (10%)	102.0
Lumens Per Lamp	N.A. (absolute)
Total Lamp Lumens	N.A. (absolute)
Beam Lumens	1143
Beam Efficiency	N.A.
Field Lumens	1733
Field Efficiency	N.A.
Spill Lumens	91
Luminaire Lumens	1824
Total Efficiency	N.A.
Total Luminaire Watts	20
Ballast Factor	1.00

Zonal Lumen Summary

Zone	Lumens
0-10	84.19
10-20	254.47
20-30	351.21
30-40	356.70
40-50	325.42
50-60	232.40
60-70	126.33
70-80	62.20
80-90	25.64
90-100	0.00
100-110	0.00
110-120	0.00
120-130	0.00
130-140	0.00
140-150	0.00
150-160	0.00
160-170	0.00
170-180	0.00



Setback from wall: 5 ft.

Grid Spacing: 5 ft.

In the interest of product improvement, BEGA reserves the right to make technical changes without notice.