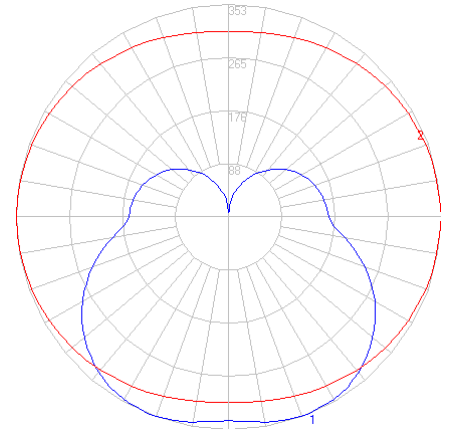


# BEGA

Photometric Filename:  
24115K4\_BEGA\_IES.ies

TEST: BE\_24115K4  
TEST LAB: BEGA  
DATE: 4/12/2018  
LUMINAIRE: 24 115K4  
LAMP: 11.1W LED



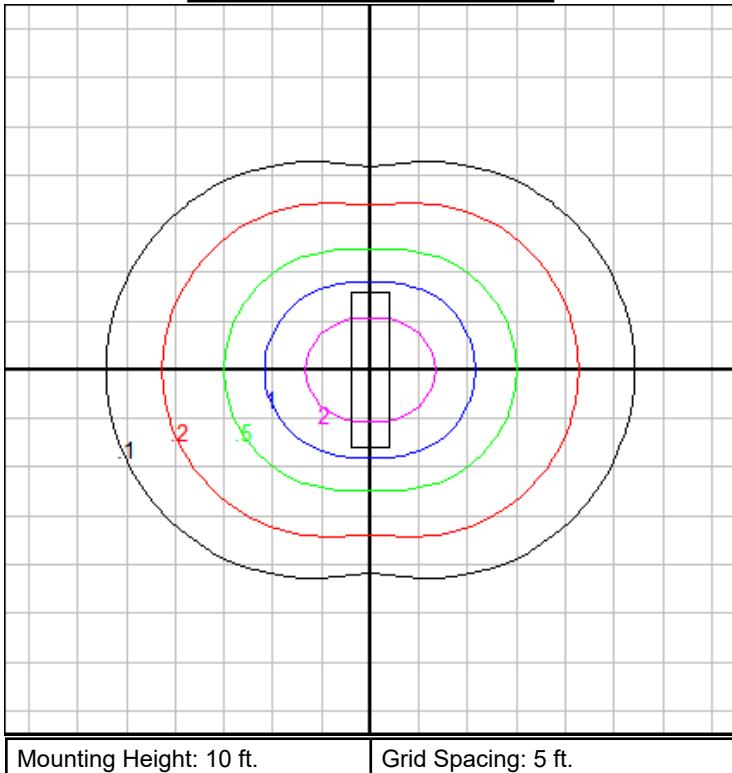
## Characteristics

Lumens Per Lamp	N.A. (absolute)
Total Lamp Lumens	N.A. (absolute)
Luminaire Lumens	1899
Total Luminaire Efficiency	N.A.
Luminaire Efficacy Rating (LER)	106
Total Luminaire Watts	18
Ballast Factor	1.00
CIE Type	Semi-Direct
Spacing Criterion (0-180)	1.56
Spacing Criterion (90-270)	1.26
Spacing Criterion (Diagonal)	1.58
Basic Luminous Shape	Rectangular w/Sides
Luminous Length (0-180)	0.39 ft
Luminous Width (90-270)	1.57 ft
Luminous Height	0.26 ft

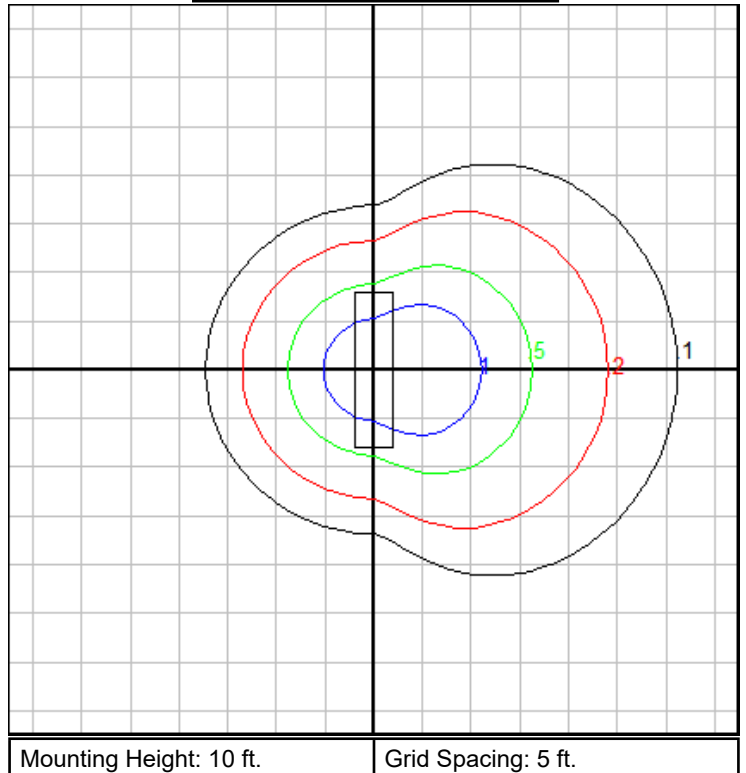
## Zonal Lumen Summary

Zone	Lumens
0-10	32.33
10-20	95.69
20-30	152.26
30-40	195.27
40-50	219.39
50-60	221.80
60-70	201.98
70-80	163.77
80-90	122.24
90-100	107.31
100-110	100.26
110-120	88.41
120-130	72.77
130-140	55.03
140-150	37.25
150-160	21.65
160-170	9.90
170-180	1.83

Mounting Type: Ceiling



Mounting Type: Wall

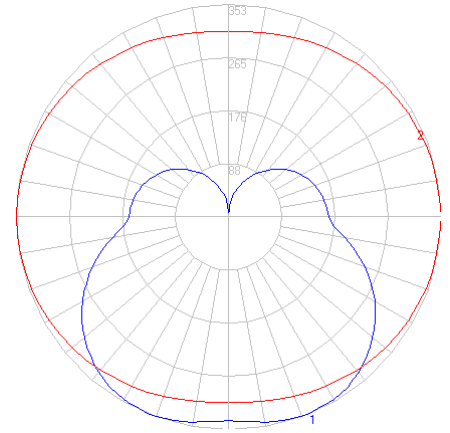


# BEGA

**Photometric Filename:**

24115K35\_BEGA\_IES.ies

TEST: BE\_24115K4  
 TEST LAB: BEGA  
 DATE: 4/12/2018  
 LUMINAIRE: 24 115K35  
 LAMP: 11.1W LED



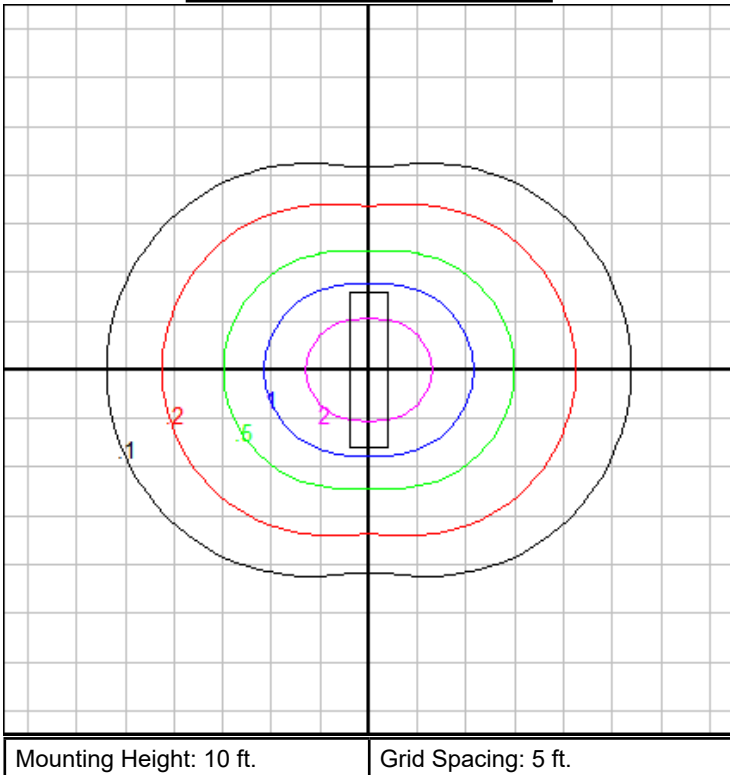
**Characteristics**

Lumens Per Lamp	N.A. (absolute)
Total Lamp Lumens	N.A. (absolute)
Luminaire Lumens	1861
Total Luminaire Efficiency	N.A.
Luminaire Efficacy Rating (LER)	103
Total Luminaire Watts	18
Ballast Factor	1.00
CIE Type	Semi-Direct
Spacing Criterion (0-180)	1.56
Spacing Criterion (90-270)	1.26
Spacing Criterion (Diagonal)	1.58
Basic Luminous Shape	Rectangular w/Sides
Luminous Length (0-180)	0.39 ft
Luminous Width (90-270)	1.57 ft
Luminous Height	0.26 ft

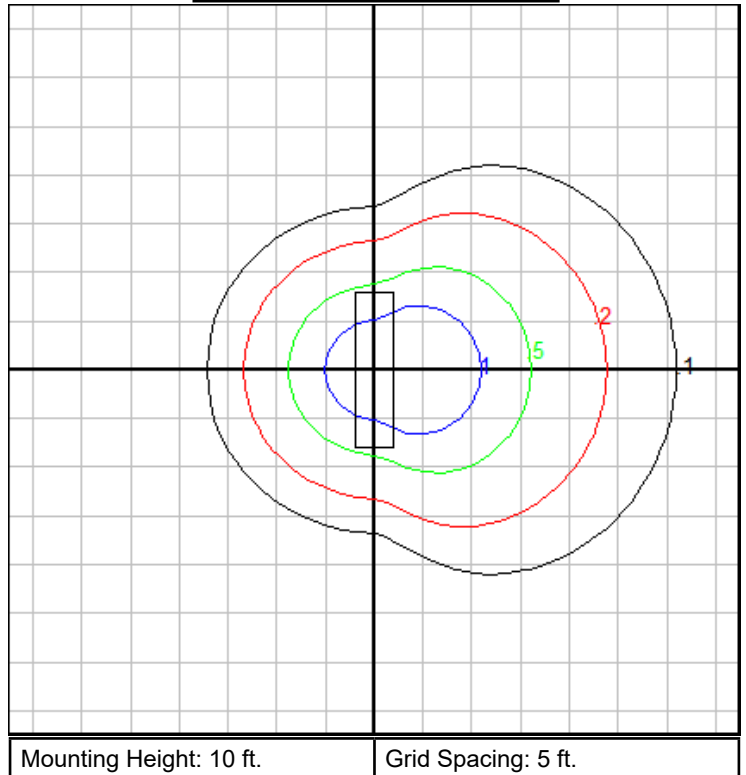
**Zonal Lumen Summary**

Zone	Lumens
0-10	31.69
10-20	93.78
20-30	149.22
30-40	191.37
40-50	215.01
50-60	217.37
60-70	197.94
70-80	160.50
80-90	119.79
90-100	105.17
100-110	98.25
110-120	86.65
120-130	71.32
130-140	53.93
140-150	36.51
150-160	21.22
160-170	9.70
170-180	1.79

Mounting Type: Ceiling



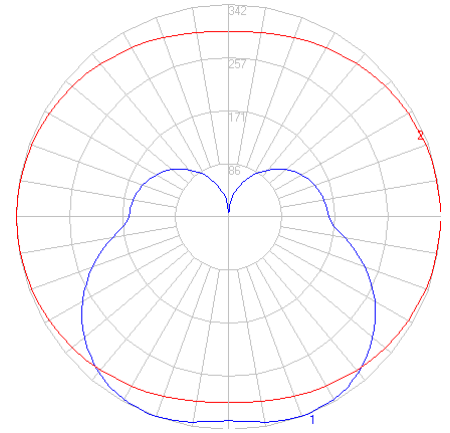
Mounting Type: Wall



# BEGA

**Photometric Filename:**  
24115K3\_BEGA\_IES.ies

TEST: BE\_24115K4  
 TEST LAB: BEGA  
 DATE: 4/12/2018  
 LUMINAIRE: 24 115K3  
 LAMP: 11.1W LED



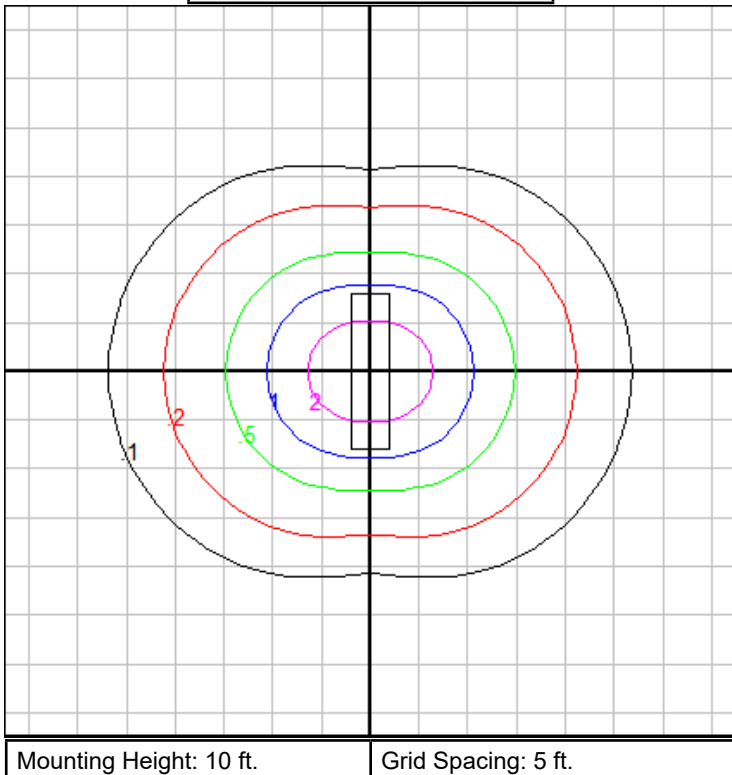
## Characteristics

Lumens Per Lamp	N.A. (absolute)
Total Lamp Lumens	N.A. (absolute)
Luminaire Lumens	1842
Total Luminaire Efficiency	N.A.
Luminaire Efficacy Rating (LER)	102
Total Luminaire Watts	18
Ballast Factor	1.00
CIE Type	Semi-Direct
Spacing Criterion (0-180)	1.56
Spacing Criterion (90-270)	1.26
Spacing Criterion (Diagonal)	1.58
Basic Luminous Shape	Rectangular w/Sides
Luminous Length (0-180)	0.39 ft
Luminous Width (90-270)	1.57 ft
Luminous Height	0.26 ft

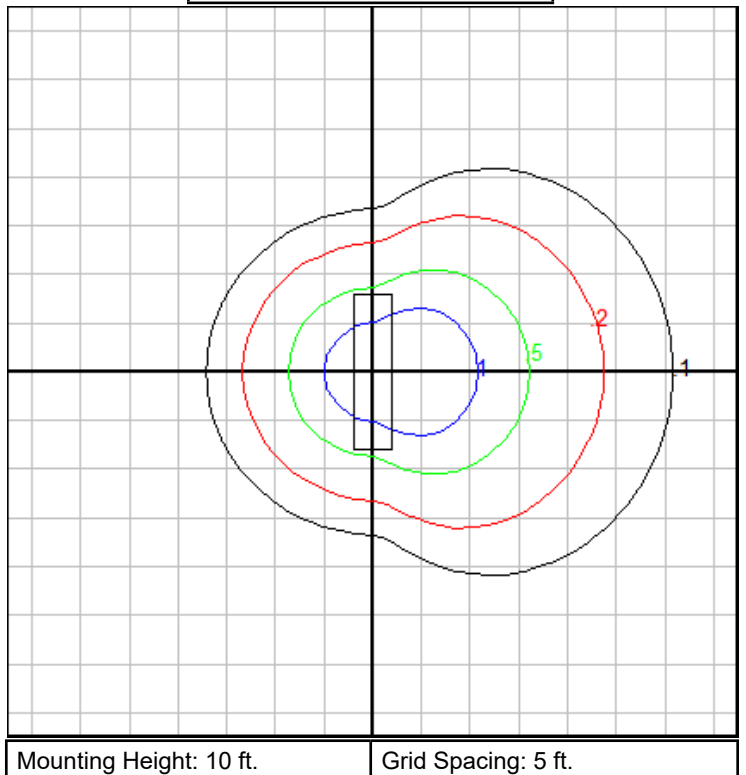
## Zonal Lumen Summary

Zone	Lumens
0-10	31.36
10-20	92.82
20-30	147.70
30-40	189.41
40-50	212.81
50-60	215.15
60-70	195.92
70-80	158.86
80-90	118.57
90-100	104.09
100-110	97.25
110-120	85.76
120-130	70.59
130-140	53.37
140-150	36.13
150-160	21.00
160-170	9.60
170-180	1.77

Mounting Type: Ceiling



Mounting Type: Wall

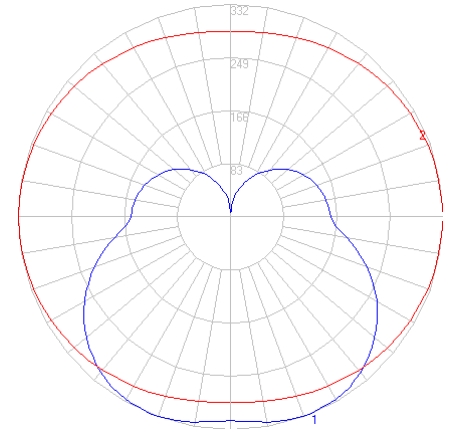


# BEGA

**Photometric Filename:**

24115K27\_BEGA\_IES.ies

TEST: BE\_24115K4  
 TEST LAB: BEGA  
 DATE: 4/12/2018  
 LUMINAIRE: 24 115K27  
 LAMP: 11.1W LED



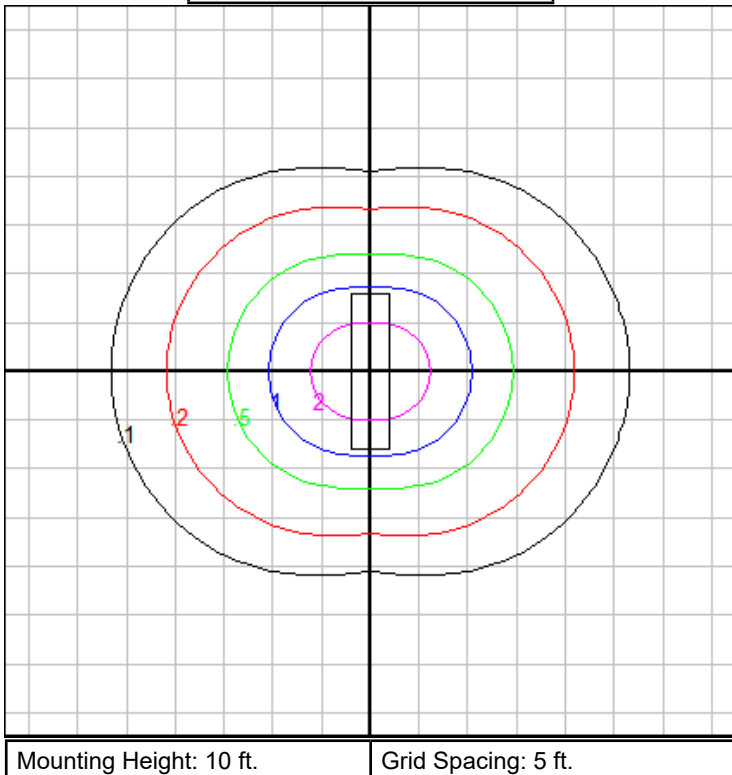
**Characteristics**

Lumens Per Lamp	N.A. (absolute)
Total Lamp Lumens	N.A. (absolute)
Luminaire Lumens	1785
Total Luminaire Efficiency	N.A.
Luminaire Efficacy Rating (LER)	99
Total Luminaire Watts	18
Ballast Factor	1.00
CIE Type	Semi-Direct
Spacing Criterion (0-180)	1.56
Spacing Criterion (90-270)	1.26
Spacing Criterion (Diagonal)	1.58
Basic Luminous Shape	Rectangular w/Sides
Luminous Length (0-180)	0.39 ft
Luminous Width (90-270)	1.57 ft
Luminous Height	0.26 ft

**Zonal Lumen Summary**

Zone	Lumens
0-10	30.39
10-20	89.95
20-30	143.13
30-40	183.56
40-50	206.23
50-60	208.50
60-70	189.86
70-80	153.95
80-90	114.90
90-100	100.88
100-110	94.24
110-120	83.11
120-130	68.41
130-140	51.72
140-150	35.02
150-160	20.35
160-170	9.31
170-180	1.72

Mounting Type: Ceiling



Mounting Type: Wall

