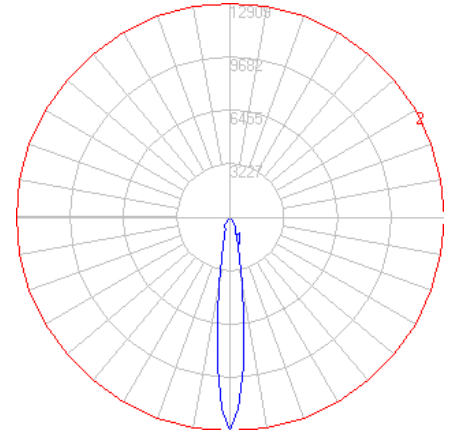


BEGA

Photometric Filename: 24035.IES

TEST: BE_24035
 TEST LAB: BEGA
 DATE: 6/29/2017
 LUMINAIRE: 24 035
 LAMP: 18.1W LED



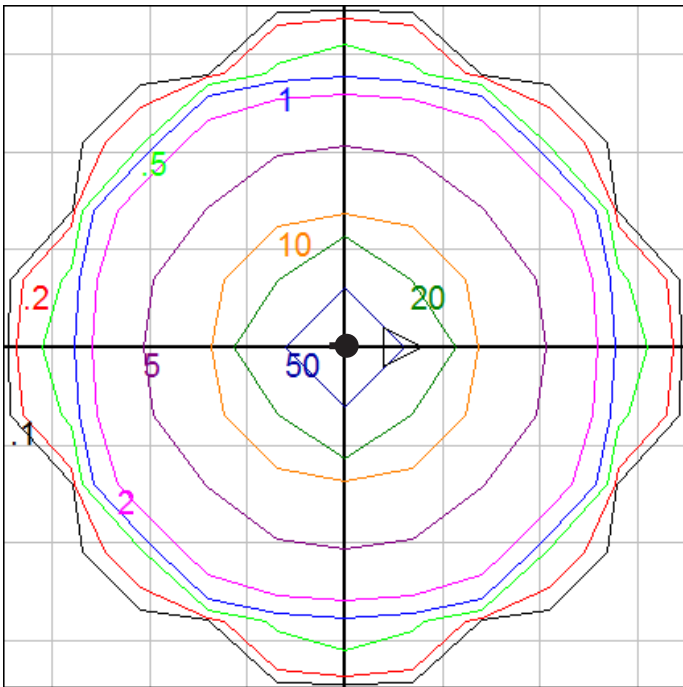
Characteristics

NEMA Type	3 H x 3 V
Maximum Candela	12909
Maximum Candela Angle	0 H 0 V
Horizontal Beam Angle (50%)	14.7
Vertical Beam Angle (50%)	14.7
Horizontal Field Angle (10%)	35.1
Vertical Field Angle (10%)	35.1
Lumens Per Lamp	N.A. (absolute)
Total Lamp Lumens	N.A. (absolute)
Beam Lumens	481
Beam Efficiency	N.A.
Field Lumens	1122
Field Efficiency	N.A.
Spill Lumens	616
Luminaire Lumens	1738
Total Efficiency	N.A.
Total Luminaire Watts	21

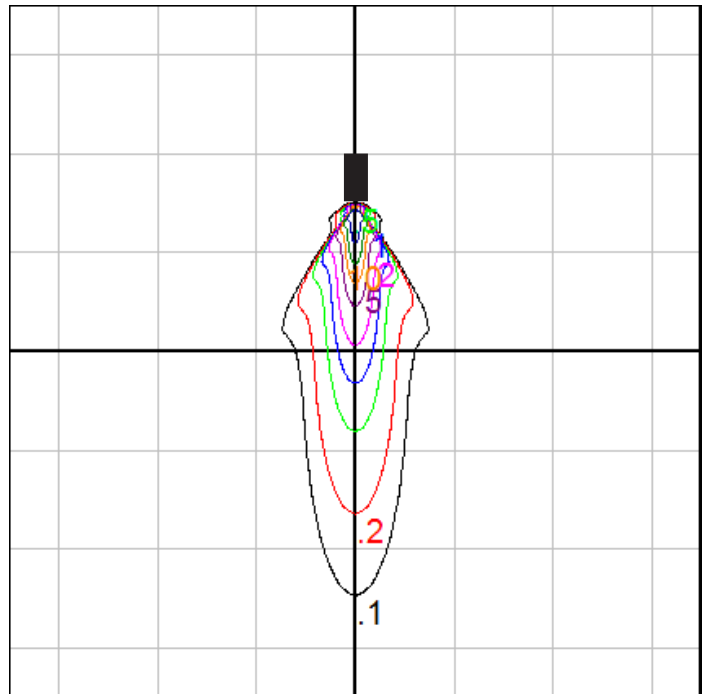
Lum. Classification System (LCS)

LCS Zone	Lumens	%Lamp	%Lum
FL (0-30)	792.5	N.A.	45.4
FM (30-60)	77.8	N.A.	4.5
FH (60-80)	1.8	N.A.	0.1
FVH (80-90)	0.1	N.A.	0.0
BL (0-30)	792.5	N.A.	45.4
BM (30-60)	77.8	N.A.	4.5
BH (60-80)	1.8	N.A.	0.1
BVH (80-90)	0.1	N.A.	0.0
UL (90-100)	0.0	N.A.	0.0
UH (100-180)	0.0	N.A.	0.0
Total	1744.4	N.A.	100.0

BUG Rating B2-U0-G0



Wall mount fixture - Isofootcandle grid on floor
 Mounting Height = 10 ft. Grid Spacing = 2.5 ft.



Wall mount fixture- Isofootcandle grid on wall
 Grid Spacing = 10 ft.

In the interest of product improvement, BEGA reserves the right to make technical changes without notice.