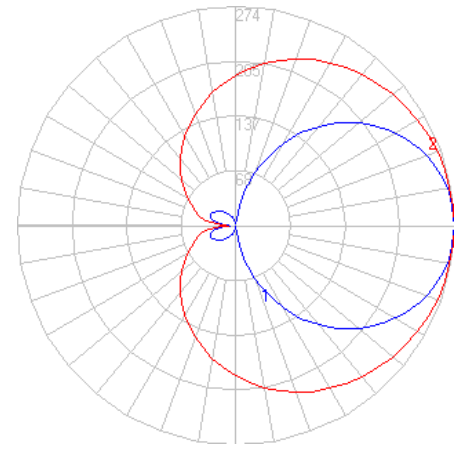


BEGA



Photometric Filename: 23256.IES

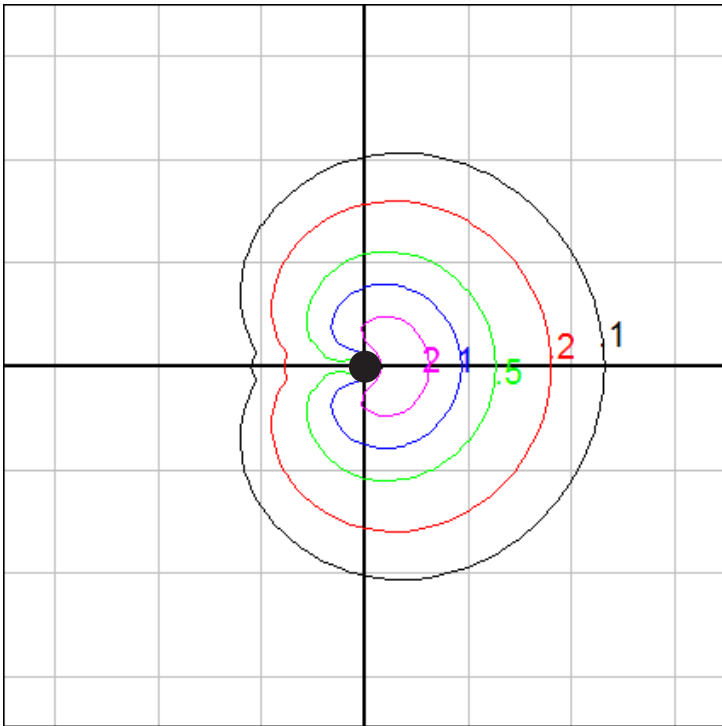
TEST: BE_23256
 TEST LAB: BEGA
 DATE: 2/21/2018
 LUMINAIRE: 23 256
 LAMP: 13.6W LED

Characteristics

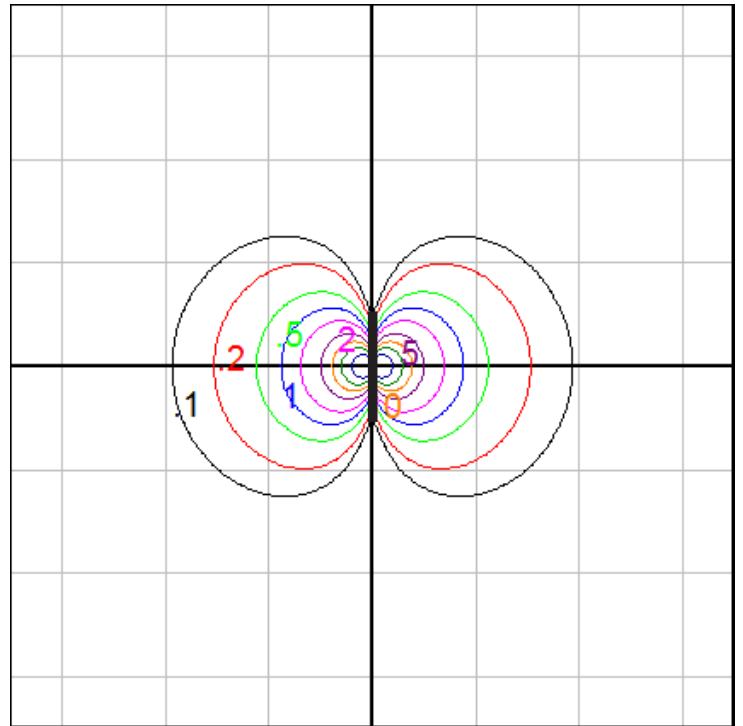
| | |
|---------------------------------|--------------------|
| Lumens Per Lamp | N.A. (absolute) |
| Total Lamp Lumens | N.A. (absolute) |
| Luminaire Lumens | 1642 |
| Total Luminaire Efficiency | N.A. |
| Luminaire Efficacy Rating (LER) | 103 |
| Total Luminaire Watts | 16 |
| Ballast Factor | 1.00 |
| CIE Type | General Diffuse |
| Spacing Criterion (0-180) | N.A. |
| Spacing Criterion (90-270) | N.A. |
| Spacing Criterion (Diagonal) | N.A. |
| Basic Luminous Shape | Circular w/ Sides |
| Luminous Length (0-180) | 0.00 ft |
| Luminous Width (90-270) | 0.23 ft (Diameter) |
| Luminous Height | 1.61 ft |

Zonal Lumen Summary

| Zone | Lumens |
|---------|--------|
| 0-10 | 0.85 |
| 10-20 | 8.95 |
| 20-30 | 28.10 |
| 30-40 | 56.15 |
| 40-50 | 89.17 |
| 50-60 | 122.77 |
| 60-70 | 152.80 |
| 70-80 | 175.39 |
| 80-90 | 187.01 |
| 90-100 | 187.01 |
| 100-110 | 175.39 |
| 110-120 | 152.80 |
| 120-130 | 122.77 |
| 130-140 | 89.17 |
| 140-150 | 56.15 |
| 150-160 | 28.10 |
| 160-170 | 8.95 |
| 170-180 | 0.85 |



Wall mount fixture - isofootcandle grid on floor
 Mounting height = 5 ft. Grid spacing = 10 ft.



Wall mount fixture - isofootcandle grid on wall
 Grid spacing = 5 ft.

In the interest of product improvement, BEGA reserves the right to make technical changes without notice.