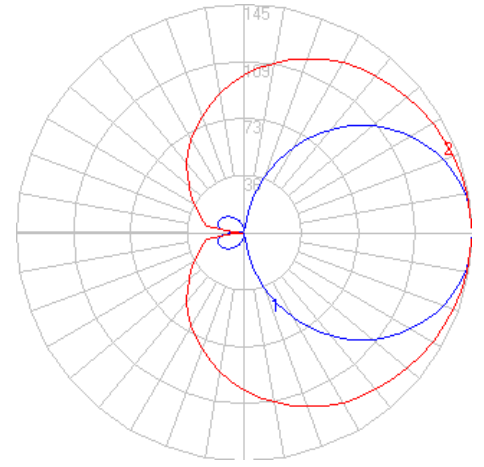


BEGA



Photometric Filename: 23250.IES

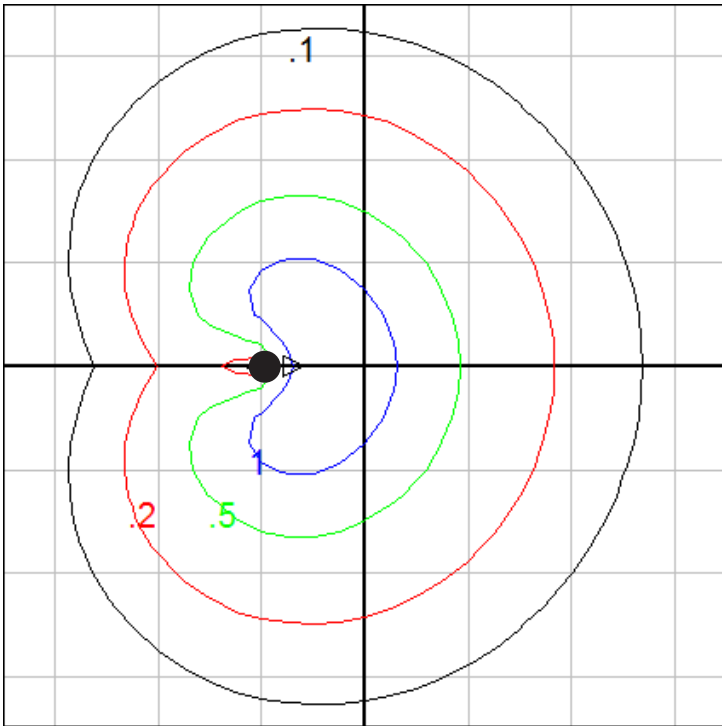
TEST: BE_23250
 TEST LAB: BEGA
 DATE: 3/13/2018
 LUMINAIRE: 23 250
 LAMP: 7.8W LED

Characteristics

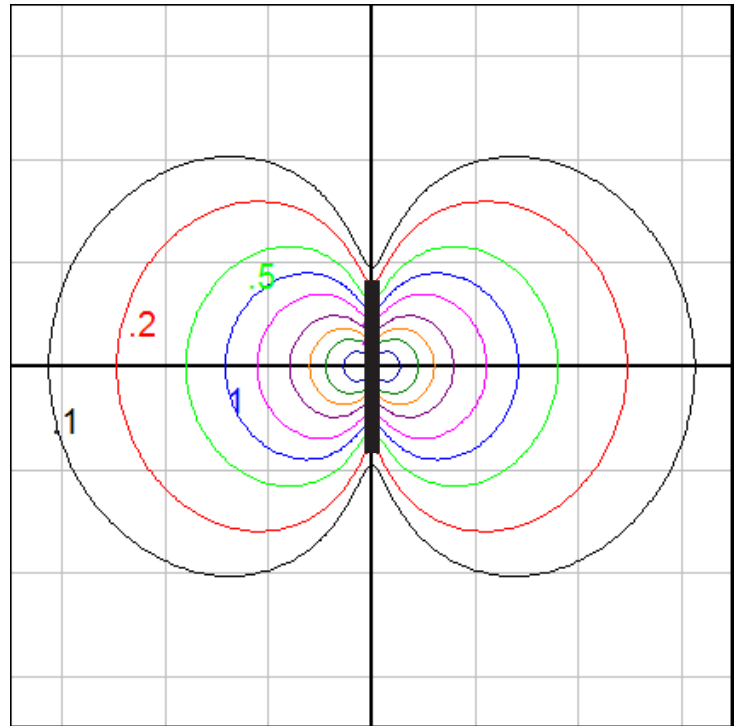
Lumens Per Lamp	N.A. (absolute)
Total Lamp Lumens	N.A. (absolute)
Luminaire Lumens	876
Total Luminaire Efficiency	N.A.
Luminaire Efficacy Rating (LER)	88
Total Luminaire Watts	10
Ballast Factor	1.00
CIE Type	General Diffuse
Spacing Criterion (0-180)	N.A.
Spacing Criterion (90-270)	N.A.
Spacing Criterion (Diagonal)	N.A.
Basic Luminous Shape	Circular w/ Sides
Luminous Length (0-180)	0.00 ft
Luminous Width (90-270)	0.23 ft (Diameter)
Luminous Height	0.97 ft

Zonal Lumen Summary

Zone	Lumens
0-10	0.46
10-20	4.80
20-30	15.05
30-40	30.02
40-50	47.68
50-60	65.61
60-70	81.50
70-80	93.37
80-90	99.36
90-100	99.36
100-110	93.37
110-120	81.50
120-130	65.61
130-140	47.68
140-150	30.02
150-160	15.05
160-170	4.80
170-180	0.46



Wall mount fixture - isofootcandle grid on floor
 Mounting height = 5 ft. Grid spacing = 5 ft.



Wall mount fixture - isofootcandle grid on wall
 Grid spacing = 2.5 ft.

In the interest of product improvement, BEGA reserves the right to make technical changes without notice.