

**Application**

A round, non-tapered, aluminum pole with a fixed base. Useful for mounting pole-top luminaires, floodlights, banners, or other accessories. Consult a licensed structural engineer when specifying. Poles must be unwrapped when delivered and should not be allowed to sit in their packaging.

**Materials & Specifications**

Extruded aluminum pole shaft  
 A356 aluminum alloy anchor base heat-treated to T6 temper  
 Anchor bolts conform to ASTM F1554 Grade 55 with L bend on one end and galvanized minimum 12" on threaded end  
 Anchor bolts provided with (2) hex nuts and (2) flat washers  
 Aluminum nut covers  
 Covered handhole with hardware and grounding provisions provided  
 3" welded tenon  
 Wall thickness: 0.125"  
 Structural weight: 22 lbs

**Maximum Luminaire Weight:** 62 lbs

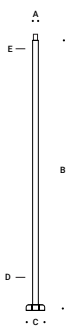
**Finish**

All BEGA standard finishes are a matte, textured powder coat with a minimum 3 mil thickness. BEGA Unidure® finish, a fluoropolymer technology, provides superior fade protection in Black, Bronze, and Silver. BEGA standard White, as well as optionally available RAL and custom colors, are a polyester powder.

Available colors    Black (BLK)            White (WHT)            RAL:  
                                  Bronze (BRZ)            Silver (SLV)            CUS:

**Disclaimer**

BEGA North America warrants the specific anchor bolts and pole combination according to the product number(s) and description(s) indicated on the submittal sheet. Structural changes to the pole requested by the customer, including changes to pole length, may affect the compatibility of the anchor bolts and corresponding poles. BEGA North America is not responsible for the incompatibility of the anchor bolts and poles resulting from such structural changes without review by the BEGA North America engineering department. This includes, but is not limited to, any labor charges, charges for replacement materials and shipping. For safety reasons, do not mount more than 50 lbs. to hinged poles and more than 62 lbs. to fixed poles. Pole capacities are based upon the provisions of AASHTO 2013 (LTS-6) and assume a max vertical eccentricity to the fixture of 2'-0" above the pole top. Adequate drainage must be provided in concrete foundation or grout. Do not seal the base of the pole. Due to structural reasons, do not install pole without fixture or other appropriate weight on the top.



**Aluminum pole · Round fixed non-tapered**

	A	B'	C	D	E	Anchorage
<b>10 RFNS1</b>	3"	10'	8 7/8"	4"	4"	<b>B10RFNS1-AB</b>

**Pole wind load rating**

MPH	85	90	100	110	120	130	140	150
EPA"	6.7	5.8	4.5	3.5	2.7	2.3	1.9	1.6

Height is rounded to the nearest foot, for precise measurements see submittal drawing.  
 \*Data above assumes grade level installation and a maximum luminaire weight of 62 lbs.

**BEGA** 1000 BEGA Way, Carpinteria, CA 93013 (805) 684-0533 info@bega-us.com

Type:  
 BEGA Pole:  
 Location:  
 Quote or Sales Order:  
 Date:  
 Specifier:  
 Representative:  
 BEGA Luminaire:  
 Total Mounted EPA:  
 Total Mounted Weight:




**Accessories**

**Base Cover**

Standard pole is provided with nut covers.  
See alternate base cover options below.

- Round
- Square

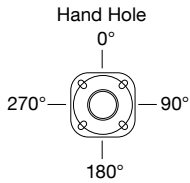


**Options**

**Power Receptacle - Standard Location**

GFCI covers provided are intended for portable tools or other portable equipment connected to the outlet when attended. Wet location listed when cover is closed. Handhole must be 18" from GFCI.

- GFCI at default location
- Orientation: 180°; Height: 36" A.F.G.
- In-use cover



**Modifications**

Any changes or additions to BEGA North America's standard pole offering that are not listed as accessories or options are considered modifications. Should a modification be required, the below section is intended to help streamline the process during the initial design and specification. All modifications will need to be quoted and approved by BEGA North America prior to order placement.

**Modified Pole Height:**

**Power Receptacle - Nonstandard Location**

- GFCI at custom location
- Orientation:
- Height (min. 18" A.F.G.):
- In-use cover

**Handhole**

Unless otherwise specified handhole will be located 18" A.F.G. between two anchor bolts.

- Handhole at custom location
- Orientation:
- Height:

**Vibration Dampener**

- Vibration dampener
- Solution provided will vary depending on needs.

**Still not finding what you need?** Additional modifications may be available. Please contact your local BEGA representative to learn more about our modification capabilities.

**Note:** Accessories, options, and modifications may require additional lead-time and increase cost. All details must be quoted and approved by BEGA North America prior to order placement.